



CIVILITY PLEDGE

The way we govern ourselves is often as important as the positions we take. Our collective decisions will be better when differing views have had the opportunity to be fully vetted and considered. All people have the right to be treated with respect, courtesy and openness. We value all input. We commit to conduct ourselves at all times with civility and courtesy to each other.

ALAN HALLMAN
MAYOR

MIKE RAST
ALDERMAN AT LARGE

BRETT REICHERT
COUNCILMAN AT
LARGE

MARK ADAMS
COUNCILMAN WARD I

CHLOE ALEXANDER
COUNCILMAN WARD II

MAYOR AND COUNCIL WORK SESSION

Join in person at 700 Doug Davis Drive, Hapeville, GA 30354 Or, visit the City's Website for live stream at <https://hapeville.org/562/Agendas-and-Minutes>

October 21, 2025 6:00 PM

AGENDA

1. CALL TO ORDER:

2. ROLL CALL:

Alan Hallman
Mike Rast
Brett Reichert
Mark Adams
Chloe Alexander

3. WELCOME:

4. PRESENTATIONS:

4.I. Recognition of Lieutenant James E. Carroll III in Honor of His Retirement and Years of Dedicated Service.

5. PUBLIC HEARING:

5.I. Consideration on FY2024-2025 Budget Amendment – First Reading

Background:

Fiscal Year 2024-2025 initial budget was adopted on September 17, 2024. This adopted budget called for \$18.5M in General Fund revenues and expenditures with no funding supplements from fund balance. This City amended the budget on March 18, 2025, with General Fund expenditures of \$20.08M and General Fund revenues listed as \$20.08.

As of October 21, 2025, to provide our most recent budget update for audit purposes, we project operational inflows at \$21.3, which is a \$1.2M increase from the previously approved budget of \$20.08. The increased inflows consist of higher than projected collections in:

- Real Property Taxes – \$315K
- Public Utilities – \$101K
- Local Option Sales Taxes (LOST) – \$200K
- Occupational Taxes – (Business Licenses) – 109K
- Building Permits – \$81K
- Hotel/Motel Taxes – 113K

A review of the City's expenditures and budget realignment allows Finance to project an overall increase in General Fund uses of \$1.25M from \$20.08M to \$21.3M, including 998K being added to Fund Balance. Explanations of projected budget increase requests by department are listed below.

Primary drivers of the increased uses are:

- City Manager – Increase in Liability Insurance - Georgia Interlocal (GIRMA)-(\$141K) and Increase Funding for 2022 Bond Sinking Fund-(\$58K)
- Legal Services – Increase in Legal Fees – (\$207K)
- Fire – Personnel Cost – Filled Vacant Positions – New Hires – (\$272K)
- Highway and Streets – Includes Repairs & Maintenance (Aging Fleet), Supplies, Electricity-(Georgia Power) – (\$210K)
- Fund Balance Additional Funding – (\$998K)

Staff requests consideration of Mayor & Council to approve these FY2024-2025 amended budget requests. The updated 2024-2025 amended budget will be uploaded to the City's Website after Mayor and Council Approval

Staff Comments:

Public Comments:

Supporting Document(s):

1. FY24-25_Proposed Fourth Quarter Budget Adj-Pie Chart of GF Exp by Function-All Depts_(Exhibit C)_CM 10-21-2025
2. FY24-25 Proposed Budget Adjustment Requests Summary_(All Funds)_(Exhibit A)_CM 10-21-2025
3. FY24-25 Proposed Budget Adjustment Requests Summary & Details_(All Funds)_(Exhibit B)_CM 10-21-2025-Upd
4. City of Hapeville_Fourth Quarter Budget Ordinance - FY2024-2025-(CM 10-21-2025)

6. QUESTIONS ON AGENDA ITEMS:

The public is encouraged to communicate their questions, concerns, and suggestions during Public Comments. The Council does listen to your concerns and will have Staff follow-up on any questions you raise. Any and all comments should be addressed to the Governing Body, not to the general public and delivered in a civil manner in keeping with common courtesy and decorum.

7. CONSENT AGENDA:

- 7.I. Consideration and Action to Approve October 7, 2025, Mayor and Council Meeting Minutes.

Supporting Document(s):

1. Drafted Minutes 10072025

- 7.II. Consideration and Action to Approve the Street Closure Request for Halloween Trick-or-Treating on Oakdale Road.

Background:

Residents of Cofield Park have submitted a request to temporarily close Oakdale Road between Rose Terrace and Campbell Circle on Friday, October 31, 2025, during designated Trick-or-Treat hours. This request is intended to enhance pedestrian safety, particularly for children participating in Halloween festivities. The area experiences a high volume of foot traffic during this time, and the closure would help reduce vehicle-pedestrian conflict and improve the overall safety and enjoyment of the event.

Supporting Document(s):

1. Oakdale Road Closure

- 7.III. Consideration and Action to Approve Temporary One-Way Roadways for Halloween Trick-or-Treating.

Background:

Sergeant Stephen Cushing has requested the implementation of temporary one-way traffic patterns on select roadways for Friday, October 31, 2025, from 5:00 p.m. to 9:00 p.m., to enhance public safety during Halloween festivities. These areas experience heavy pedestrian activity, particularly from children and families participating in Trick-or-Treating. The proposed one-way configuration aims to reduce vehicular conflicts and improve traffic flow in densely populated residential areas during the event.

Supporting Document(s):

1. Halloween Map
- 7.IV. Consideration and Action to Approve the Street Closure for Hapeville Elementary Annual Fall Festival.

Background:

The Hapeville Elementary School PTA requests a street closure of Scout Street and Marina Street from Marina Street to Claire Drive on Thursday, October 30, 2025 between the hours of 3:00pm and 8:30pm. This closure is to ensure the safety of students, parents and citizens as they enjoy the Fall Festival celebration.

Supporting Document(s):

1. Hapeville Elementary School Fall Festival Road Closure
2. Map for street closure for Fall Fest 2025

8. OLD BUSINESS:

9. NEW BUSINESS:

- 9.I. Consideration and Action to Approve the Event Request and Road Closure for the Delta x Team USA 5K Run.

Background:

Delta Air Lines is requesting approval for the rental of city space and a temporary road closure to host the Delta x Team USA 5K Race on Saturday, November 8, 2025. The race commemorates three major events: Delta's partnership with Team USA, the *100 Days Out* milestone to the Milano Cortina 2026 Olympic and Paralympic Winter Games, and *Veterans Day* (November 11th). The road closure, outlined in the application provided in the packet, is requested from 6:00 AM to 12:00 PM to ensure the safety of participants and spectators.

The event will begin at 1025 Virginia Avenue and conclude with a post-race "Finish Line Festival" at 1030 Delta Boulevard. Highlights include a Team USA athlete meet-and-greet, vendor engagement, and a Delta x Team USA branded merchandise experience.

Staff recommends consideration of this request, which aligns with the City's continued partnership with Delta and promotes both community engagement and national recognition.

Supporting Document(s):

1. Delta 5k Event Request Form
 2. Delta 5k Road Closure Request Form
 3. Delta 5K Event Map
- 9.II. Consideration and Action to Approve the Memorandum of Understanding (MOU) with St. John's the Evangelist to use Hoyt Smith as the Emergency Evacuation Location.

Background:

St. John the Evangelist Catholic School is required by accreditation standards to maintain an emergency evacuation plan that includes an off-site relocation facility in case of emergencies. The Hoyt Smith Center has been identified as a suitable and proximate location. The proposed MOU formalizes an agreement between the City of Hapeville and the school, outlining the terms for use of the facility in the event of a necessary evacuation. Staff recommends approval of this agreement to support community safety and preparedness.

Supporting Document(s):

1. St John's the Evangelist Emergency Site
- 9.III. Consideration and Action to Approve a One-Time Holiday Pay to Employees.

Background:

It has been a recent custom for the City of Hapeville to distribute as one-time payment over and above regular wages and salaries to our employees. We recognize the value of our employees, and without their dedication, selfless effort, and attention to detail, Hapeville

could not be the great and growing city that it is. City staff recommends a 2% one-time payment to employees with a minimum of \$500 for full-time and \$250 for part-time employees. The total anticipated cost is \$163,171.33. The 2% pay is included in the approved budget.

9.IV. Discussion on Pet Waste Disposal

Background:

With the growing population in the City, there are an increasing number of pet owners and pets. We are seeing more instances of pet waste in the public rights of way and parks. Council has requested a discussion on the current status of pet waste disposal in public areas, including existing disposal stations, maintenance challenges, and community education. The purpose is to evaluate the effectiveness of current efforts and explore options for improving cleanliness, environmental health, and public engagement regarding responsible pet waste practices. Included in the packet is an example of signs to put up in the neighborhoods and parks as a reminder to pick up after their pets.

Supporting Document(s):

1. Pet Waste Cleanup
2. Pet Waste Cleanup Sign - Example

10. CITY MANAGER REPORTS:

11. PUBLIC COMMENTS:

Members of the public wishing to speak shall sign in with the City Clerk prior to the start of the meeting. Time limitations for Registered Comments are three (3) minutes per person. The total Registered Comment session shall not last more than fifteen (15) minutes unless extended by Council. Each member of the public, who fails to sign up with the City Clerk prior to the start of the meeting, wishing to address Mayor and Council shall have a total of two (2) minutes. The entire general comment session for Unregistered Comments shall not last more than ten (10) minutes unless extended by Council.

12. MAYOR AND COUNCIL COMMENTS:

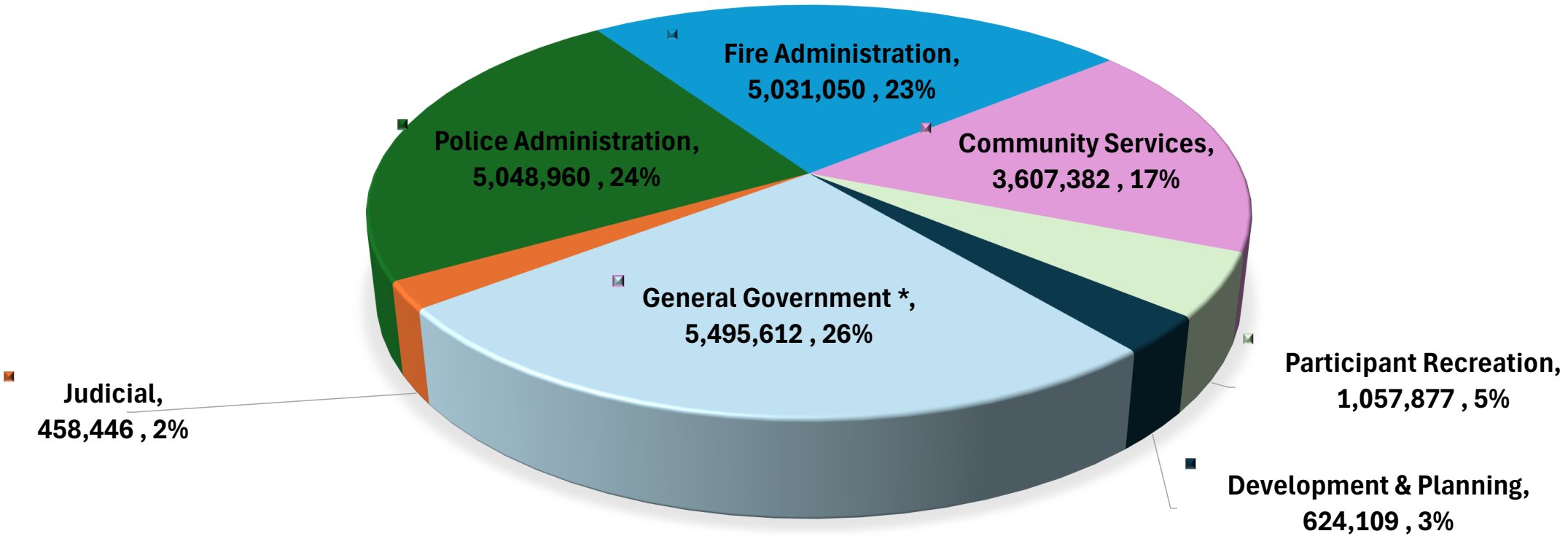
13. EXECUTIVE SESSION: *When Executive Session is Required one will be called for the following issues: 1) Litigation O.C.G.A. §50-14-2; 2) Real Estate O.C.G.A. §50-14-3(b)(1); or 3) Personnel O.C.G.A. §50-14-3(b)(2).*

14. ADJOURN:

Public involvement and citizen engagement is welcome as Hapeville operates a very open, accessible and transparent government. We do however remind our attendees/residents that there are times allocated for public comments on the agenda. In order for council to conduct their necessary business at each meeting, we respectfully ask that side-bar conversations and comments be reserved for the appropriate time during the meeting. This will allow the City Council to conduct the business at hand and afford our meeting attendees ample time for comments at the appropriate time during the meeting.

FY2024-2025
CITY OF HAPEVILLE - GENERAL FUND PROJECTED EXPENSES
BY FUNCTION: AS % OF TOTAL PROJECTED EXPENSES

EXHIBIT C



GF PROJECTED EXPENSES BY FUNCTION: AS % OF TOTAL EXPENSES - 21,323,437

* General Government includes: Council, Mayor, City Manager, City Clerk, Elections, Finance & Accounting, Customer Financial Services, Legal Services, Human Resources, Information Technology and Other Financing Uses.

CITY OF HAPEVILLE
FISCAL YEAR 2024-2025 FOURTH QUARTER PROPOSED BUDGET AMENDMENT REQUESTS SUMMARY - ALL FUNDS

EXHIBIT A

	Current Approved Budget 2024-25	Current Y-T-D Actual 10/17/2025	Proposed Budget Request 2024-25
--	---------------------------------------	---------------------------------------	---------------------------------------

REVENUE/EXPENDITURES SUMMARY:

REVENUE:

GENERAL FUND:

REVENUE DESCRIPTION			
TOTAL TAXES	16,238,553	16,680,036	17,141,558
TOTAL LICENSES & PERMITS	1,079,650	1,146,094	1,146,000
TOTAL INTERGOVERNMENTAL REV	8,000	50,560	50,600
TOTAL CHARGES FOR SERVICES	545,649	648,270	650,594
TOTAL FINES AND FORFEITURES	395,000	416,225	416,900
TOTAL INVESTMENT INCOME	100	11	100
TOTAL CONTRIBUTIONS	27,500	25,012	25,130
TOTAL MISC REVENUE	65,000	54,053	54,011
TOTAL OTHER FINANCING SOURCES - (LESS FUND BAL ALLOC)	1,718,781	1,741,085	1,838,544
TOTAL REVENUE-GF: (NOT INCLUDING FUND BALANCE ALLOC)	20,078,233	20,761,346	21,323,437
PROJECTED FUND BALANCE ALLOCATION - GENERAL FUND	0	0	0

REVENUE SUMMARY - ALL FUNDS:

FUND # FUND DESCRIPTION			
100 GENERAL FUND - (FUND BALANCE ALLOCATION NOT INCLUDED)	20,078,233	20,761,346	21,323,437
201 SPECIAL REVENUE FUNDS	7,000	13,839	13,815
205 TAX ALLOCATION DISTRICT	43,345	43,345	43,345
210 ASSET FORFEITURE FUND	0	1	0
215 E-911 FUND	676,391	147,099	605,357
220 ARP GRANT FUND	70,000	0	0
275 HOTEL & MOTEL TAX FUND	3,080,000	3,120,110	3,380,000
280 VEHICLE EXCISE FUND	200,000	114,807	120,000
290 TRADE & TOURISM FUND	911,700	585,603	754,332
301 CAPITAL PROJECTS FUND	378,458	178,154	461,609
350 T-SPLOST FUND	1,926,655	1,353,898	1,480,000
505 WATER & SEWER FUND	6,649,600	6,345,361	6,576,265
506 STORMWATER UTILITY FUND	310,000	251,819	253,000
540 SOLID WASTE/RECYCLING FUND	736,150	788,039	788,370
TOTAL REVENUE - ALL FUNDS:	35,067,532	33,703,421	35,799,531

CITY OF HAPEVILLE
FISCAL YEAR 2024-2025 FOURTH QUARTER PROPOSED BUDGET AMENDMENT REQUESTS SUMMARY - ALL FUNDS

EXHIBIT A

REVENUE/EXPENDITURES SUMMARY:		Current Approved Budget 2024-25	Current Y-T-D Actual 10/17/2025	Proposed Budget Request 2024-25
EXPENDITURES BY DEPARTMENT & FUND				
GENERAL FUND - EXPENDITURES - BY DEPARTMENT				
DEPT#	DEPT NAME			
1110	CITY COUNCIL	56,887	49,986	51,808
1310	MAYOR	28,043	30,559	32,166
1320	CITY MANAGER	944,479	1,112,514	1,167,126
1330	CITY CLERK	254,319	270,084	277,845
1400	ELECTIONS	70	70	70
1510	FINANCE & ADMINISTRATION	551,662	498,244	511,128
1515	CUSTOMER FINANCIAL SERVICES	526,958	436,889	466,548
1530	LEGAL SERVICES	160,000	366,970	367,200
1540	HUMAN RESOURCES	650,040	536,088	556,031
1565	INFORMATION TECHNOLOGY	481,500	551,874	552,000
2650	MUNICIPAL COURT	418,054	448,392	458,446
3210	POLICE ADMINISTRATION	5,149,271	4,348,143	4,793,892
3510	FIRE ADMINISTRATION	4,758,955	5,000,911	5,031,050
4100	PUBLIC WORKS ADMINISTRATION	2,175,191	2,153,356	2,159,910
4210	HIGHWAY AND STREETS	1,237,748	1,441,899	1,447,472
6120	PARTICIPANT RECREATION	1,041,303	1,053,337	1,057,877
7400	PLANNING & ZONING	105,475	38,462	42,725
7450	CODE ENFORCEMENT	234,743	252,620	255,068
7520	ECONOMIC DEVELOPMENT	573,038	467,501	478,764
7550	MAIN STREET	82,800	101,039	102,620
9100	OTHER FINANCING USES/TRANSFERS	647,697	0	1,513,691
TOTAL: GENERAL FUND EXPENDITURES		19,562,486	19,158,938	19,809,746
PROJECTED FUND BALANCE ADDITION - GENERAL FUND		515,747	0	1,513,691
FUND #	DESCRIPTION			
100	GENERAL FUND (NET) - (EXCLUDING PROJECTED FUND BALANCE ADDITION)	19,562,486	19,158,938	19,809,746
201	SPECIAL REVENUE FUNDS	7,000	13,815	13,815
205	TAX ALLOCATION DISTRICT	43,345	0	43,345
210	ASSET FORFEITURE FUND	0	0	0
215	E-911 FUND	676,390	606,202	605,357
220	ARP GRANT FUND	70,000	0	0
275	HOTEL & MOTEL TAX FUND	3,080,000	3,120,110	3,380,000
280	VEHICLE EXCISE FUND	200,000	0	120,000
290	TRADE & TOURISM FUND	911,699	734,817	754,332
301	CAPITAL PROJECTS FUND	378,458	194,358	461,609
350	T-SPLOST FUND	1,926,655	386,717	1,480,000
505	WATER & SEWER FUND	7,531,697	7,321,372	8,014,602
506	STORMWATER UTILITY FUND	289,975	359,795	642,104
540	SOLID WASTE/RECYCLING FUND	734,247	560,735	612,105
TOTAL EXPENDITURES - ALL FUNDS		35,411,952	32,456,861	35,937,017
TOTAL REVENUE OVER/(UNDER) TOTAL EXPENDITURES-ALL FUNDS		(344,420)	1,246,560	(137,486)

CITY OF HAPEVILLE
FISCAL YEAR 2024-2025 FOURTH QUARTER PROPOSED BUDGET AMENDMENT REQUESTS SUMMARY - ALL FUNDS

EXHIBIT A

REVENUE/EXPENDITURES SUMMARY:	Current Approved Budget 2024-25	Current Y-T-D Actual 10/17/2025	Proposed Budget Request 2024-25
--------------------------------------	--	--	--

* Explanation - Excess Expenditures Over Revenue			
100 GENERAL FUND - Projected Fund Balance Addition	515,747	1,602,408	1,513,691
201 SPECIAL REVENUE FUNDS	0	24	0
205 TAX ALLOCATION DISTRICT	0	43,345	0
210 ASSET FORFEITURE FUND	0	1	0
215 E-911 FUND	1	(459,104)	(0)
220 ARP GRANT FUND	0	0	0
275 HOTEL & MOTEL TAX FUND	0	(0)	0
280 VEHICLE EXCISE FUND	0	114,807	0
290 TRADE & TOURISM FUND	1	(149,214)	(0)
301 CAPITAL PROJECTS FUND	0	(16,204)	(0)
350 T-SPLOST FUND	0	967,182	0
* 505 WATER & SEWER FUND	(882,097)	(976,011)	(1,438,337)
506 STORMWATER FUND	20,025	(107,976)	(389,104)
540 SOLID WASTE FUND	1,903	227,304	176,265
TOTAL	(344,420)	1,246,560	(137,486)

CITY OF HAPEVILLE
FY2024-2025 PROPOSED FOURTH QUARTER BUDGET ADJUSTMENT REQUESTS - SUMMARY AND DETAIL - ALL FUNDS

TENTATIVE BUDGET REQUESTS			FY 2024-25	Current YTD	Current Budget	FY 2024-25
EXHIBIT B	Head Count Status	Current Head Count	Current Approved Budget As of Date:	10/17/2025	Increase (Decrease)	Proposed Amendment Requests
100 GENERAL FUND - REVENUE SUM						
DESCRIPTION						
TAXES			16,238,553	16,680,036	903,005	17,141,558
LICENSES AND PERMITS			1,079,650	1,146,094	66,350	1,146,000
INTERGOVERNMENTAL REV			8,000	50,560	42,600	50,600
CHARGES FOR SERVICES			545,649	648,270	104,945	650,594
FINES AND FORFEITURES			395,000	416,225	21,900	416,900
INVESTMENT INCOME			100	11	0	100
CONTRIBUTIONS			27,500	25,012	(2,370)	25,130
MISC REVENUE			65,000	54,053	(10,989)	54,011
OTHER FINANCING SOURCES			1,718,781	1,741,085	119,763	1,838,544
TOTAL REVENUES			20,078,233	20,761,346	1,245,204	21,323,437
100 GENERAL FUND - EXPENDITURE SUMMARY						
DEPARTMENTS						
1110 - CITY COUNCIL			56,887	49,986	(5,079)	51,808
1310 - MAYOR			28,043	30,559	4,123	32,166
1320 - CITY MANAGER			944,479	1,112,514	222,647	1,167,126
1330 - CITY CLERK			254,319	270,084	23,526	277,845
1400 - ELECTIONS			70	70	0	70
1510 - FINANCE & ADMINISTRATION			551,662	498,244	(40,534)	511,128
1515 - CUSTOMER FINANCIAL SERVICES			526,958	436,889	(60,410)	466,548
1530 - LEGAL SERVICES			160,000	366,970	207,200	367,200
1540 - HUMAN RESOURCES			650,040	536,088	(94,009)	556,031
1565 - INFORMATION TECHNOLOGY			481,500	551,874	70,500	552,000
2650 - MUNICIPAL COURT			418,054	448,392	40,392	458,446
3210 - POLICE ADMINISTRATION			5,149,271	4,348,143	(355,379)	4,793,892
3510 - FIRE ADMINISTRATION			4,758,955	5,000,911	272,095	5,031,050
4100 - PUBLIC WORKS ADMINISTRATION			2,175,191	2,153,356	(15,281)	2,159,910
4210 - HIGHWAY AND STREETS			1,237,748	1,441,899	209,724	1,447,472
6120 - PARTICIPANT RECREATION			1,041,303	1,053,337	16,574	1,057,877
7400 - PLANNING & ZONING			105,475	38,462	(62,750)	42,725
7450 - CODE ENFORCEMENT			234,743	252,620	20,325	255,068
7520 - ECONOMIC DEVELOPMENT			573,038	467,501	(94,274)	478,764
7550 - MAIN STREET			82,800	101,039	19,820	102,620
9100 - OTHER FINANCING USES/TRANSFERS			647,697	0	865,994	1,513,691
TOTAL EXPENDITURES:			20,078,233	19,158,938	1,245,204	21,323,437
REVENUE OVER/(UNDER) EXPENDITURES			0	1,602,408	(0)	(0)

CITY OF HAPEVILLE
FY2024-2025 PROPOSED FOURTH QUARTER BUDGET ADJUSTMENT REQUESTS - SUMMARY AND DETAIL - ALL FUNDS

TENTATIVE BUDGET REQUESTS			FY 2024-25	Current YTD	Current Budget	FY 2024-25
EXHIBIT B	Head Count Status	Current Head Count	Current Approved Budget As of Date:	10/17/2025	Increase (Decrease)	Proposed Amendment Requests
100 GENERAL FUND - REVENUE DETAIL						
REVENUES						
TAXES						
100-0-0000-311100 Real Property-Current			7,175,000	7,491,117	315,000	7,490,000
100-0-0000-311104 Real Property-Special			464,803	464,803	0	464,803
100-0-0000-311110 Special Tax Distr-Real			100,145	100,759	0	100,145
100-0-0000-311150 Public Utilities - CY			647,000	748,543	101,000	748,000
100-0-0000-311200 Real Property -Prior Y			53,200	37,262	(16,200)	37,000
100-0-0000-311300 Personal Property-Curr			2,935,455	2,938,156	1,545	2,937,000
100-0-0000-311310 Motor Vehicle			175,000	194,215	18,300	193,300
100-0-0000-311400 Personal Property-Prio			21,800	23,727	930	22,730
100-0-0000-311600 Real Estate Intangible			70,000	111,822	41,400	111,400
100-0-0000-311710 Franchise Tax-Georgia			758,100	758,013	0	758,100
100-0-0000-311730 Franchise Tax-Atlanta			70,000	55,919	4,600	74,600
100-0-0000-311750 Franchise Tax-Televisi			35,000	34,244	0	35,000
100-0-0000-311760 Franchise Tax-Bell Sou			30,000	21,370	0	30,000
100-0-0000-311770 Franchise Tax - Verizo			0	2,149	2,200	2,200
100-0-0000-311790 Franchise Tax-Other			20,000	17,398	0	20,000
100-0-0000-313100 Local Option Sales & U			2,200,000	1,965,358	200,000	2,400,000
100-0-0000-313910 Real Estate Transfer T			30,000	106,397	76,500	106,500
100-0-0000-313920 Railroad Tax			3,650	3,647	0	3,650
100-0-0000-314200 Alcoholic Beverage Exc			190,000	175,640	(14,000)	176,000
100-0-0000-314300 Local Option Mixed Dri			110,000	155,290	45,300	155,300
100-0-0000-316100 Occupational Tax Fee			450,000	559,404	109,430	559,430
100-0-0000-316200 Insurance Premium Taxe			640,400	634,589	(5,800)	634,600
100-0-0000-319100 Property Tax Penalties			40,000	50,788	10,800	50,800
100-0-0000-319500 Fi Fe			4,000	3,352	0	4,000
100-0-0000-319600 GTS Fees			15,000	26,074	12,000	27,000
TOTAL TAXES			16,238,553	16,680,036	903,005	17,141,558

CITY OF HAPEVILLE
FY2024-2025 PROPOSED FOURTH QUARTER BUDGET ADJUSTMENT REQUESTS - SUMMARY AND DETAIL - ALL FUNDS

TENTATIVE BUDGET REQUESTS			FY 2024-25	Current YTD	Current Budget	FY 2024-25
EXHIBIT B	Head Count Status	Current Head Count	Current Approved Budget As of Date:	10/17/2025	Increase (Decrease)	Proposed Amendment Requests
LICENSES AND PERMITS						
100-0-0000-321100 Alcoholic Beverage Lic			190,000	185,812	(5,000)	185,000
100-0-0000-321130 Liquor License Fee			100	34	0	100
100-0-0000-321140 Alcohol Server ID Card			15,250	14,650	0	15,250
100-0-0000-321200 Business Permits - Fee			0	1,350	1,350	1,350
100-0-0000-322400 Film Permit Fees			7,000	675	(6,300)	700
100-0-0000-322900 Building Permits			856,800	938,071	81,300	938,100
100-0-0000-323200 Notary Fees			0	2	0	0
100-0-0000-323301 ST Rental-(STR)-App Fe			5,000	750	(4,250)	750
100-0-0000-323303 ST Rental-(STR)-Renewa			5,500	4,750	(750)	4,750
TOTAL LICENSES AND PERMITS			1,079,650	1,146,094	66,350	1,146,000
INTERGOVERNMENTAL REV						
100-0-0000-331105 Fire Grant/Safety Equi			3,000	3,560	600	3,600
100-0-0000-334002 Parks Grant 100%			0	20,000	20,000	20,000
100-0-0000-335100 Arts Council Grant			5,000	0	(5,000)	0
100-0-0000-335400 GM Grant Rev-Main Stre			0	27,000	27,000	27,000
100-0-0000-335600 Georgia Power Grant			0	0	0	0
TOTAL INTERGOVERNMENTAL REV			8,000	50,560	42,600	50,600
CHARGES FOR SERVICES						
100-0-0000-341100 Court Costs			10	0	(10)	0
100-0-0000-341110 Technology Fee - Court			53,000	53,160	0	53,000
100-0-0000-341120 Probation Fees/Fines			130,000	180,928	51,000	181,000
100-0-0000-341130 Restitution			10	0	(10)	0
100-0-0000-341190 Other Charges for Serv			200	0	(200)	0
100-0-0000-341191 Return Check Fees			150	170	20	170
100-0-0000-341300 Planning & Dev Fees &			10,000	9,685	0	10,000
100-0-0000-341330 Tree Removal Fees			51,600	51,600	0	51,600
100-0-0000-341910 Election Qualifying Fe			1,000	936	0	1,000
100-0-0000-341920 Convenience Fees			15,000	18,878	3,880	18,880
100-0-0000-341930 Wrecker Fees			9,700	6,150	(3,550)	6,150
100-0-0000-342120 Accident Reports			2,000	1,705	0	2,000
100-0-0000-342125 VIN Check Fees			2,200	3,360	1,160	3,360
100-0-0000-342310 Fingerprinting Fee			1,000	0	(1,000)	0
100-0-0000-342330 Prisoner Housing Fee			700	0	(700)	0
100-0-0000-342400 Administrative/Technol			100	316	220	320
100-0-0000-342600 Ambulance Fees			200,000	241,829	41,850	241,850
100-0-0000-342660 Fire Department Report			5	5	0	5
100-0-0000-342670 Fire Dept Fees			250	70	0	250
100-0-0000-342675 Plan Review			700	602	0	700
100-0-0000-342680 Fire Dept Permits			100	5	0	100
100-0-0000-342900 Criminal History			5,000	4,240	0	5,000
100-0-0000-347200 Rec Activity Fee			250	0	(250)	0
100-0-0000-347400 Coach's Equipment Reim			5,000	0	(5,000)	0

CITY OF HAPEVILLE
FY2024-2025 PROPOSED FOURTH QUARTER BUDGET ADJUSTMENT REQUESTS - SUMMARY AND DETAIL - ALL FUNDS

TENTATIVE BUDGET REQUESTS			FY 2024-25	Current YTD	Current Budget	FY 2024-25
EXHIBIT B	Head Count Status	Current Head Count	Current Approved Budget As of Date:	10/17/2025	Increase (Decrease)	Proposed Amendment Requests
100-0-0000-347500 Rec Rental & Miscellan			5,700	4,583	(1,100)	4,600
100-0-0000-347502 Rec Cheerleading/Dance			5,000	0	(5,000)	0
100-0-0000-347503 Rec Football			6,000	9,976	4,020	10,020
100-0-0000-347504 Rec Basketball			5,700	5,625	0	5,700
100-0-0000-347505 Rec Tournaments			800	398	0	800
100-0-0000-347506 Rec Baseball/Girl's So			6,300	9,135	2,865	9,165
100-0-0000-347507 Rec. Adult Softball			140	280	140	280
100-0-0000-347508 Rec Children's Program			28,000	44,600	16,610	44,610
100-0-0000-349300 Bad Check Fees			34	34	0	34
TOTAL CHARGES FOR SERVICES			545,649	648,270	104,945	650,594
FINES AND FORFEITURES						
100-0-0000-351100 Court Fines			375,000	416,225	41,900	416,900
100-0-0000-351150 Code Enforcement Liens			20,000	0	(20,000)	0
TOTAL FINES AND FORFEITURES			395,000	416,225	21,900	416,900
INVESTMENT INCOME						
100-0-0000-361100 Interest Revenues			100	11	0	100
TOTAL INVESTMENT INCOME			100	11	0	100
CONTRIBUTIONS						
100-0-0000-373210 Contributions/Donation			6,000	7,004	1,005	7,005
100-0-0000-375000 Festival Contributions			16,200	14,753	(1,400)	14,800
100-0-0000-375110 Community Garden Reven			300	300	0	300
100-0-0000-376000 Main Street Donations			5,000	500	(4,500)	500
100-0-0000-377000 Main Street - Miscella			0	2,455	2,525	2,525
TOTAL CONTRIBUTIONS			27,500	25,012	(2,370)	25,130
MISC REVENUE						
100-0-0000-381001 Facilities Rental Fees			10,000	0	(10,000)	0
100-0-0000-381110 Misc Revenue			25,000	40,991	16,000	41,000
100-0-0000-381150 Insurance Reimbursemen			20,000	12,403	(7,500)	12,500
100-0-0000-381200 Other Reimbursements			10,000	0	(10,000)	0
100-0-0000-381550 Main Street-Misc/Photo Rev			0	659	511	511
TOTAL MISC REVENUE			65,000	54,053	(10,989)	54,011

CITY OF HAPEVILLE
FY2024-2025 PROPOSED FOURTH QUARTER BUDGET ADJUSTMENT REQUESTS - SUMMARY AND DETAIL - ALL FUNDS

TENTATIVE BUDGET REQUESTS			FY 2024-25	Current YTD	Current Budget	FY 2024-25
EXHIBIT B	Head Count Status	Current Head Count	Current Approved Budget		Increase (Decrease)	Proposed Amendment Requests
			As of Date:	10/17/2025		
OTHER FINANCING SOURCES						
100-0-0000-393200 Proceeds from Loans			338,781	338,781	0	338,781
100-0-0000-395295 Transfer from Dev Auth			225,000	232,263	7,263	232,263
100-0-0000-395300 Transfer from Hotel/M			1,155,000	1,170,041	112,500	1,267,500
TOTAL OTHER FINANCING SOURCES			1,718,781	1,741,085	119,763	1,838,544
TOTAL REVENUE			20,078,233	20,761,346	1,245,204	21,323,437

CITY OF HAPEVILLE
FY2024-2025 PROPOSED FOURTH QUARTER BUDGET ADJUSTMENT REQUESTS - SUMMARY AND DETAIL - ALL FUNDS

TENTATIVE BUDGET REQUESTS			FY 2024-25	Current YTD	Current Budget	FY 2024-25
EXHIBIT B	Head Count Status	Current Head Count	Current Approved Budget As of Date:	10/17/2025	Increase (Decrease)	Proposed Amendment Requests
100-GENERAL FUND						
DEPARTMENTAL EXPENDITURES						
DEPARTMENT - COUNCIL						
PERSONNEL SERVICES	FULLY LOADED					
100-5-1110-511200 Part-time Employees	ACTIVE - FTE	0	31,200	31,307	771	31,971
100-5-1110-512200 Social Security FICA C	ACTIVE - PT	4	1,934	1,941	48	1,982
100-5-1110-512300 Medicare	VACANT - FTE	0	452	454	12	464
	VACANT - PT	0				
TOTAL PERSONNEL SERVICES	TOTAL HEAD CT	4	33,587	33,702	831	34,418
CONTRACTED SERVICES						
100-5-1110-522050 Meeting expenses			8,000	2,437	(4,500)	3,500
100-5-1110-523500 Travel			8,000	5,167	(2,800)	5,200
100-5-1110-523700 Education & Training			5,000	6,150	1,150	6,150
TOTAL CONTRACTED SERVICES			21,000	13,754	(6,150)	14,850
SUPPLIES & MINOR EQPT						
100-5-1110-531100 Supplies			2,300	2,530	240	2,540
TOTAL SUPPLIES & MINOR EQPT			2,300	2,530	240	2,540
TOTAL COUNCIL			56,887	49,986	(5,079)	51,808

CITY OF HAPEVILLE
FY2024-2025 PROPOSED FOURTH QUARTER BUDGET ADJUSTMENT REQUESTS - SUMMARY AND DETAIL - ALL FUNDS

TENTATIVE BUDGET REQUESTS			FY 2024-25	Current YTD	Current Budget	FY 2024-25
EXHIBIT B	Head Count Status	Current Head Count	Current Approved Budget As of Date:	10/17/2025	Increase (Decrease)	Proposed Amendment Requests
DEPARTMENT - MAYOR						
PERSONNEL SERVICES	FULLY LOADED					
100-5-1310-511200 Part-time Employees	ACTIVE - FTE	0	8,400	8,429	208	8,608
100-5-1310-512200 Social Security FICA C	ACTIVE - PT	1	521	523	13	534
100-5-1310-512300 Medicare	VACANT - FTE	0	122	122	3	125
	VACANT - PT	0				
TOTAL PERSONNEL SERVICES	TOTAL HEAD CT	1	9,043	9,074	223	9,266
CONTRACTED SERVICES						
100-5-1310-523500 Travel			3,500	2,581	(900)	2,600
100-5-1310-523700 Education & Training			1,500	1,470	0	1,500
TOTAL CONTRACTED SERVICES			5,000	4,051	(900)	4,100
SUPPLIES & MINOR EQPT						
100-5-1310-531100 Supplies			7,000	10,745	4,800	11,800
100-5-1310-531700 Supplies - Other			7,000	6,689	0	7,000
TOTAL SUPPLIES & MINOR EQPT			14,000	17,434	4,800	18,800
TOTAL MAYOR			28,043	30,559	4,123	32,166

CITY OF HAPEVILLE
FY2024-2025 PROPOSED FOURTH QUARTER BUDGET ADJUSTMENT REQUESTS - SUMMARY AND DETAIL - ALL FUNDS

TENTATIVE BUDGET REQUESTS			FY 2024-25	Current YTD	Current Budget	FY 2024-25
EXHIBIT B	Head Count Status	Current Head Count	Current Approved Budget As of Date:	10/17/2025	Increase (Decrease)	Proposed Amendment Requests
DEPARTMENT - CITY MANAGER						
PERSONNEL SERVICES	FULLY LOADED					
100-5-1320-511100 Regular Employees	ACTIVE - FTE	1	125,577	137,048	14,348	139,925
100-5-1320-511335 Incentive Wages-(1TP)	ACTIVE - PT	0	2,000	2,000	0	2,000
100-5-1320-512100 Group Insurance	VACANT - FTE	0	8,395	14,931	6,536	14,931
100-5-1320-512200 Social Security - FICA	VACANT - PT	0	7,910	8,408	671	8,581
100-5-1320-512300 Medicare			1,850	1,966	157	2,007
100-5-1320-512500 Money Purchase Pension			15,947	17,324	1,595	17,542
100-5-1320-512740 Auto Allowance			4,800	4,818	20	4,820
TOTAL PERSONNEL SERVICES	TOTAL HEAD CT	1	166,479	186,495	23,327	189,806
CONTRACTED SERVICES						
100-5-1320-521200 Professional			10,000	31,900	22,000	32,000
100-5-1320-523110 Insurance - Liability			375,000	515,974	141,000	516,000
100-5-1320-523115 Insurance - Worker's C			240,000	228,472	(10,000)	230,000
100-5-1320-523200 Communications			2,500	2,189	(455)	2,045
100-5-1320-523210 Information Technology			5,000	0	(5,000)	0
100-5-1320-523300 Advertising			500	0	(500)	0
100-5-1320-523500 Travel			4,000	10,004	5,525	9,525
100-5-1320-523600 Dues & Fees			5,000	5,001	0	5,000
100-5-1320-523700 Education & Training			15,000	2,889	(12,000)	3,000
TOTAL CONTRACTED SERVICES			657,000	746,409	140,570	797,570
SUPPLIES & MINOR EQPT						
100-5-1320-531100 Supplies			1,000	1,122	200	1,200
100-5-1320-531300 Operating Lease			2,700	2,688	50	2,750
TOTAL SUPPLIES & MINOR EQPT			3,700	3,810	250	3,950

CITY OF HAPEVILLE
FY2024-2025 PROPOSED FOURTH QUARTER BUDGET ADJUSTMENT REQUESTS - SUMMARY AND DETAIL - ALL FUNDS

TENTATIVE BUDGET REQUESTS			FY 2024-25	Current YTD	Current Budget	FY 2024-25
EXHIBIT B	Head Count Status	Current Head Count	Current Approved Budget As of Date:	10/17/2025	Increase (Decrease)	Proposed Amendment Requests
DEBT SERVICE						
100-5-1320-582022 Trf to DA-2022 Bond			117,300	175,800	58,500	175,800
TOTAL DEBT SERVICE			117,300	175,800	58,500	175,800
TOTAL CITY MANAGER			944,479	1,112,514	222,647	1,167,126

CITY OF HAPEVILLE
FY2024-2025 PROPOSED FOURTH QUARTER BUDGET ADJUSTMENT REQUESTS - SUMMARY AND DETAIL - ALL FUNDS

TENTATIVE BUDGET REQUESTS			FY 2024-25	Current YTD	Current Budget	FY 2024-25
EXHIBIT B	Head Count Status	Current Head Count	Current Approved Budget As of Date:	10/17/2025	Increase (Decrease)	Proposed Amendment Requests
DEPARTMENT - CITY CLERK						
PERSONNEL SERVICES	FULLY LOADED					
100-5-1330-511100 Regular Employees	ACTIVE - FTE	2	127,269	127,970	2,008	129,277
100-5-1330-511300 Overtime	ACTIVE - PT	0	300	278	0	300
100-5-1330-511335 Incentive Wages-(1TP)	VACANT - FTE	0	2,237	2,237	0	2,237
100-5-1330-512100 Group Insurance	VACANT - PT	0	16,791	18,417	1,626	18,417
100-5-1330-512200 Social Security FICA C			8,048	7,911	32	8,080
100-5-1330-512300 Medicare			1,882	1,850	8	1,890
100-5-1330-512400 Retirement Contributio			29,597	29,939	342	29,939
100-5-1330-512700 Worker's Compensation			591	0	(591)	0
TOTAL PERSONNEL SERVICES	TOTAL HEAD CT	2	186,714	188,604	3,426	190,140
CONTRACTED SERVICES						
100-5-1330-521100 Contract Services			2,400	2,160	0	2,400
100-5-1330-521200 Professional			100	530	450	550
100-5-1330-523200 Communications			1,500	928	(500)	1,000
100-5-1330-523210 Information Technology			14,750	24,206	9,800	24,550
100-5-1330-523300 Advertising			500	170	0	500
100-5-1330-523400 Printing & Binding			1,500	905	0	1,500
100-5-1330-523500 Travel			2,500	3,041	600	3,100
100-5-1330-523600 Dues & Fees			3,800	6,380	2,600	6,400
100-5-1330-523700 Education & Training			4,580	7,774	3,950	8,530
TOTAL CONTRACTED SERVICES			31,630	46,093	16,900	48,530
SUPPLIES & MINOR EQPT						
100-5-1330-531100 Supplies			4,525	6,130	1,650	6,175
100-5-1330-531300 Operating Lease			3,000	2,929	(50)	2,950
100-5-1330-531600 Small Eqpmt/Furn<5000			3,450	5,030	1,600	5,050
TOTAL SUPPLIES & MINOR EQPT			10,975	14,088	3,200	14,175
CAPITAL OUTLAYS > \$5000						
100-5-1330-542410 Technology			25,000	21,299	0	25,000
TOTAL CAPITAL OUTLAYS > \$5000			25,000	21,299	0	25,000
TOTAL CITY CLERK			254,319	270,084	23,526	277,845

CITY OF HAPEVILLE
FY2024-2025 PROPOSED FOURTH QUARTER BUDGET ADJUSTMENT REQUESTS - SUMMARY AND DETAIL - ALL FUNDS

TENTATIVE BUDGET REQUESTS			FY 2024-25	Current YTD	Current Budget	FY 2024-25
EXHIBIT B	Head Count Status	Current Head Count	Current Approved Budget As of Date:	10/17/2025	Increase (Decrease)	Proposed Amendment Requests
DEPARTMENT - ELECTIONS						
100-5-1400-523300 Advertising			70	70	0	70
TOTAL CONTRACTED SERVICES			70	70	0	70
TOTAL ELECTIONS			70	70	0	70

CITY OF HAPEVILLE
FY2024-2025 PROPOSED FOURTH QUARTER BUDGET ADJUSTMENT REQUESTS - SUMMARY AND DETAIL - ALL FUNDS

TENTATIVE BUDGET REQUESTS			FY 2024-25	Current YTD	Current Budget	FY 2024-25
EXHIBIT B	Head Count Status	Current Head Count	Current Approved Budget As of Date:	10/17/2025	Increase (Decrease)	Proposed Amendment Requests
DEPARTMENT - FINANCIAL ADMINISTRATION						
PERSONNEL SERVICES	FULLY LOADED					
100-5-1510-511100 Regular Employees	ACTIVE - FTE	3	224,307	215,996	(7,983)	216,324
100-5-1510-511300 Overtime	ACTIVE - PT	0	1,500	5,221	4,000	5,500
100-5-1510-511335 Incentive Wages-(1TP)	VACANT - FTE	0	4,125	4,125	(0)	4,125
100-5-1510-512100 Group Insurance	VACANT - PT	0	25,186	25,678	492	25,678
100-5-1510-512200 Social Security FICA C			14,256	13,450	(514)	13,742
100-5-1510-512300 Medicare			3,334	3,146	(120)	3,214
100-5-1510-512400 Retirement Contributio			52,426	52,944	518	52,944
100-5-1510-512700 Worker's Compensation			1,023	0	(1,023)	0
TOTAL PERSONNEL SERVICES	TOTAL HEAD CT	3	326,157	320,558	(4,630)	321,527
CONTRACTED SERVICES						
100-5-1510-521200 Professional Services			160,000	112,247	(39,753)	120,247
100-5-1510-522200 Repairs & Maintenance			200	0	(200)	0
100-5-1510-523115 Insurance-Worker's Com			1,205	1,121	0	1,205
100-5-1510-523200 Communications			6,600	5,979	1,000	7,600
100-5-1510-523210 Information Technology			3,600	3,590	0	3,600
100-5-1510-523300 Advertising			1,000	0	(1,000)	0
100-5-1510-523600 Dues & Fees			27,000	27,575	2,000	29,000
100-5-1510-523700 Education & Training			3,000	1,258	(1,740)	1,260
100-5-1510-523900 Other			1,600	0	(1,600)	0
TOTAL CONTRACTED SERVICES			204,205	151,769	(41,293)	162,912

CITY OF HAPEVILLE
FY2024-2025 PROPOSED FOURTH QUARTER BUDGET ADJUSTMENT REQUESTS - SUMMARY AND DETAIL - ALL FUNDS

TENTATIVE BUDGET REQUESTS			FY 2024-25	Current YTD	Current Budget	FY 2024-25
EXHIBIT B	Head Count Status	Current Head Count	Current Approved Budget As of Date:	10/17/2025	Increase (Decrease)	Proposed Amendment Requests
SUPPLIES & MINOR EQPT						
100-5-1510-531100 Supplies			7,500	9,119	1,700	9,200
100-5-1510-531220 Natural Gas			2,200	2,363	200	2,400
100-5-1510-531230 Electricity			6,500	6,559	600	7,100
100-5-1510-531300 Operating Lease			2,800	2,688	(111)	2,689
100-5-1510-531400 Books & Periodicals			600	595	0	600
100-5-1510-531600 Small Eqpmt/Fum<5000			1,500	4,510	3,100	4,600
100-5-1510-531700 Other Supplies			200	83	(100)	100
TOTAL SUPPLIES & MINOR EQPT			21,300	25,917	5,389	26,689
TOTAL FINANCIAL ADMINISTRATION			551,662	498,244	(40,534)	511,128

**CITY OF HAPEVILLE
 FY2024-2025 PROPOSED FOURTH QUARTER BUDGET ADJUSTMENT REQUESTS - SUMMARY AND DETAIL - ALL FUNDS**

TENTATIVE BUDGET REQUESTS			FY 2024-25	Current YTD	Current Budget	FY 2024-25
EXHIBIT B	Head Count Status	Current Head Count	Current Approved Budget As of Date:	10/17/2025	Increase (Decrease)	Proposed Amendment Requests
DEPARTMENT - LAW						
CONTRACTED SERVICES						
100-5-1530-521200 Professional - City At			160,000	366,970	207,200	367,200
TOTAL CONTRACTED SERVICES			160,000	366,970	207,200	367,200
TOTAL LAW			160,000	366,970	207,200	367,200

CITY OF HAPEVILLE
FY2024-2025 PROPOSED FOURTH QUARTER BUDGET ADJUSTMENT REQUESTS - SUMMARY AND DETAIL - ALL FUNDS

TENTATIVE BUDGET REQUESTS			FY 2024-25	Current YTD	Current Budget	FY 2024-25
EXHIBIT B	Head Count Status	Current Head Count	Current Approved Budget As of Date:	10/17/2025	Increase (Decrease)	Proposed Amendment Requests
DEPARTMENT - HUMAN RESOURCES						
PERSONNEL SERVICES						
	FULLY LOADED					
100-5-1540-511100 Regular Employees	ACTIVE - FTE	2	148,509	148,810	894	149,403
100-5-1540-511300 Overtime	ACTIVE - PT	0	1,000	1,258	500	1,500
100-5-1540-511335 Incentive Wages-(1TP)	VACANT - FTE	0	2,884	2,884	(0)	2,884
100-5-1540-512100 Group Insurance	VACANT - PT	0	1,857	3,011	1,154	3,011
100-5-1540-512150 Group Insurance - Reti			175,000	168,565	(5,000)	170,000
100-5-1540-512160 Medicare Reim/Stipends			90,000	58,830	(30,000)	60,000
100-5-1540-512200 Social Security FICA C			9,448	8,926	(337)	9,111
100-5-1540-512300 Medicare			2,210	2,088	(79)	2,131
100-5-1540-512400 Retirement Contributio			34,747	35,235	488	35,235
100-5-1540-512700 Worker's Compensation			685	0	(685)	(0)
TOTAL PERSONNEL SERVICES	TOTAL HEAD CT	2	466,340	429,605	(33,066)	433,274
CONTRACTED SERVICES						
100-5-1540-521200 Professional			120,000	76,803	(43,000)	77,000
100-5-1540-521203 W/C - Professional Svc			10,000	5,809	(4,000)	6,000
100-5-1540-523200 Communications			1,600	1,936	400	2,000
100-5-1540-523300 Advertising			1,500	0	(1,500)	0
100-5-1540-523400 Printing & Binding			500	0	(500)	0
100-5-1540-523500 Travel			4,000	1,546	(2,453)	1,547
100-5-1540-523600 Dues & Fees			2,300	1,289	(1,000)	1,300
100-5-1540-523700 Education & Training			3,500	1,630	(1,870)	1,630
TOTAL CONTRACTED SERVICES			143,400	89,012	(53,923)	89,477

CITY OF HAPEVILLE
FY2024-2025 PROPOSED FOURTH QUARTER BUDGET ADJUSTMENT REQUESTS - SUMMARY AND DETAIL - ALL FUNDS

TENTATIVE BUDGET REQUESTS			FY 2024-25	Current YTD	Current Budget	FY 2024-25
EXHIBIT B	Head Count Status	Current Head Count	Current Approved Budget As of Date:	10/17/2025	Increase (Decrease)	Proposed Amendment Requests
SUPPLIES & MINOR EQPT						
100-5-1540-531100 Supplies			2,200	1,750	0	2,200
100-5-1540-531300 Operating Lease			2,800	2,688	(112)	2,688
100-5-1540-531400 Books & Periodicals			300	104	0	300
100-5-1540-531600 Small Eqpmt/Furn<5000			5,000	8,592	3,592	8,592
TOTAL SUPPLIES & MINOR EQPT			10,300	13,135	3,480	13,780
CAPITAL OUTLAYS > \$5000						
100-5-1540-542410 Technology			15,000	0	0	15,000
100-5-1540-542525 Equipment Lease			15,000	4,337	(10,500)	4,500
TOTAL CAPITAL OUTLAYS > \$5000			30,000	4,337	(10,500)	19,500
TOTAL HUMAN RESOURCES			650,040	536,088	(94,009)	556,031

**CITY OF HAPEVILLE
 FY2024-2025 PROPOSED FOURTH QUARTER BUDGET ADJUSTMENT REQUESTS - SUMMARY AND DETAIL - ALL FUNDS**

TENTATIVE BUDGET REQUESTS			FY 2024-25	Current YTD	Current Budget	FY 2024-25
EXHIBIT B	Head Count Status	Current Head Count	Current Approved Budget As of Date:	10/17/2025	Increase (Decrease)	Proposed Amendment Requests
DEPARTMENT - INFORMATION TECHNOLOGY						
CONTRACTED SERVICES						
100-5-1565-521100 Contract Services			400,000	466,415	66,500	466,500
100-5-1565-521200 Professional			500	500	0	500
100-5-1565-523200 Communications			80,000	84,958	5,000	85,000
100-5-1565-523210 Information Technology			1,000	0	(1,000)	0
TOTAL CONTRACTED SERVICES			481,500	551,874	70,500	552,000
TOTAL INFORMATION TECHNOLOGY			481,500	551,874	70,500	552,000

CITY OF HAPEVILLE
FY2024-2025 PROPOSED FOURTH QUARTER BUDGET ADJUSTMENT REQUESTS - SUMMARY AND DETAIL - ALL FUNDS

TENTATIVE BUDGET REQUESTS			FY 2024-25	Current YTD	Current Budget	FY 2024-25
EXHIBIT B	Head Count Status	Current Head Count	Current Approved Budget As of Date:	10/17/2025	Increase (Decrease)	Proposed Amendment Requests
DEPARTMENT - MUNICIPAL COURT						
PERSONNEL SERVICES	FULLY LOADED					
100-5-2650-511100 Regular Employees	ACTIVE - FTE	2	96,987	97,250.54	781	97,768
100-5-2650-511300 Overtime	ACTIVE - PT	0	3,000	5,491.94	2,550	5,550
100-5-2650-511325 Incentive Wages	VACANT - FTE	0	0	0.00	0	0
100-5-2650-511335 Incentive Wages-(1TP)	VACANT - PT	0	1,900	1,900.28	0	1,900
100-5-2650-512100 Group Insurance			16,791	18,011.10	1,220	18,011
100-5-2650-512200 Social Security FICA C			6,317	6,237.27	43	6,360
100-5-2650-512300 Medicare			1,477	1,458.72	11	1,488
100-5-2650-512400 Retirement Contributio			23,231	23,993.92	763	23,994
100-5-2650-512700 Worker's Compensation			456	0.00	(456)	(0)
TOTAL PERSONNEL SERVICES	TOTAL HEAD CT	2	150,160	154,344	4,912	155,072
CONTRACTED SERVICES						
100-5-2650-521200 Professional			95,000	96,500	1,500	96,500
100-5-2650-523200 Communications			610	3,647	3,390	4,000
100-5-2650-523210 Information Technology			8,204	36,982	29,400	37,604
100-5-2650-523400 Printing & Binding			500	0	(500)	0
100-5-2650-523600 Dues & Fees			1,300	2,476	1,170	2,470
100-5-2650-523700 Education & Training			780	780	0	780
TOTAL CONTRACTED SERVICES			106,394	140,385	34,960	141,354
SUPPLIES & MINOR EQPT						
100-5-2650-531100 Supplies			1,000	1,385	520	1,520
100-5-2650-531600 Small Eqpmt/Furn<5000			500	309	0	500
TOTAL SUPPLIES & MINOR EQPT			1,500	1,693	520	2,020
OTHER COSTS (NOC)						
100-5-2650-572800 Other Costs (NOC)			160,000	151,970	0	160,000
TOTAL OTHER COSTS (NOC)			160,000	151,970	0	160,000
TOTAL MUNICIPAL COURT			418,054	448,392	40,392	458,446

CITY OF HAPEVILLE
FY2024-2025 PROPOSED FOURTH QUARTER BUDGET ADJUSTMENT REQUESTS - SUMMARY AND DETAIL - ALL FUNDS

TENTATIVE BUDGET REQUESTS			FY 2024-25	Current YTD	Current Budget	FY 2024-25
EXHIBIT B	Head Count Status	Current Head Count	Current Approved Budget As of Date:	10/17/2025	Increase (Decrease)	Proposed Amendment Requests
DEPARTMENT - POLICE ADMINISTRATION						
PERSONNEL SERVICES	FULLY LOADED					
100-5-3210-511100 Regular Employees	ACTIVE - FTE	34	2,053,845	2,046,803	(4,103)	2,049,742
100-5-3210-511200 Part-time employees	ACTIVE - PT	3	147,970	31,407	(115,839)	32,131
100-5-3210-511300 Overtime	VACANT - FTE	0	160,000	107,001	(52,000)	108,000
100-5-3210-511325 Incentive Wages	VACANT - PT	1	0	0	0	0
100-5-3210-511335 Incentive Wages-(1TP)			39,692	39,692	0	39,692
100-5-3210-512100 Group Insurance			264,901	315,105	50,204	315,105
100-5-3210-512200 Social Security FICA C			18,675	12,783	(5,443)	13,232
100-5-3210-512300 Medicare			32,524	30,835	(991)	31,533
100-5-3210-512400 Retirement Contributio			513,823	500,589	(13,234)	500,589
100-5-3210-512700 Worker's Compensation			9,169	3,500	(5,669)	3,500
TOTAL PERSONNEL SERVICES	TOTAL HEAD CT	38	3,240,600	3,087,717	(147,075)	3,093,525
CONTRACTED SERVICES						
100-5-3210-521200 Professional			10,000	19,805	9,900	19,900
100-5-3210-522200 Repairs & Maintenance			68,000	89,162	22,000	90,000
100-5-3210-523200 Communications			72,000	99,048	28,000	100,000
100-5-3210-523210 Information Technology			70,000	97,295	30,000	100,000
100-5-3210-523300 Advertising			300	0	(300)	0
100-5-3210-523400 Printing & Binding			1,700	1,745	100	1,800
100-5-3210-523500 Travel			5,000	6,446	1,200	6,200
100-5-3210-523600 Dues & Fees			2,600	3,777	2,150	4,750
100-5-3210-523700 Education & Training			8,500	4,266	(3,729)	4,771
100-5-3210-523900 Prisoner Housing			52,000	34,840	(16,000)	36,000
TOTAL CONTRACTED SERVICES			290,100	356,382	73,321	363,421

CITY OF HAPEVILLE
FY2024-2025 PROPOSED FOURTH QUARTER BUDGET ADJUSTMENT REQUESTS - SUMMARY AND DETAIL - ALL FUNDS

TENTATIVE BUDGET REQUESTS			FY 2024-25	Current YTD	Current Budget	FY 2024-25
EXHIBIT B	Head Count Status	Current Head Count	Current Approved Budget As of Date:	10/17/2025	Increase (Decrease)	Proposed Amendment Requests
SUPPLIES & MINOR EQPT						
100-5-3210-531100 Supplies			22,000	20,729	0	22,000
100-5-3210-531220 Natural Gas			3,400	2,961	0	3,400
100-5-3210-531230 Electricity			32,000	28,442	(3,000)	29,000
100-5-3210-531270 Gasoline/Diesel			142,000	114,996	(26,000)	116,000
100-5-3210-531300 Operating Leases			16,000	16,129	150	16,150
100-5-3210-531400 Books & Periodicals			800	0	(800)	0
100-5-3210-531600 Small Eqpmt/Furn<5000			12,000	31,148	19,200	31,200
100-5-3210-531700 Other Supplies-Uniform			15,000	26,095	12,000	27,000
TOTAL SUPPLIES & MINOR EQPT			243,200	240,501	1,550	244,750
CAPITAL OUTLAYS > \$5000						
100-5-3210-542300 Furniture & Fixtures			15,000	0	(15,000)	0
100-5-3210-542400 Computers			0	6,996	7,000	7,000
100-5-3210-542500 Equipment			300,000	228,664	(71,336)	228,664
100-5-3210-542516 Safetyville expenses			5,000	6,509	1,800	6,800
TOTAL CAPITAL OUTLAYS > \$5000			320,000	242,170	(77,536)	242,464
DEBT SERVICE						
100-5-3210-580200 Transfers to E911 Fund			633,998	0	(205,641)	428,357
100-5-3210-580419 Principal - Regions Ve			191,916	191,920	0	191,916
100-5-3210-581400 SunTrust Lease-Radios-			85,920	85,920	1	85,921
100-5-3210-581401 SunTrust Lease-Radios-			3,654	3,654	1	3,655
100-5-3210-582406 TRUIST Vehicle Lease-P			86,079	86,079	0	86,079
100-5-3210-582407 TRUIST Vehicle Lease-I			10,270	10,270	0	10,270
100-5-3210-582419 Interest - Regions Veh			43,534	43,530	0	43,534
TOTAL DEBT SERVICE			1,055,371	421,373	(205,639)	849,732
TOTAL POLICE ADMINISTRATION			5,149,271	4,348,143	(355,379)	4,793,892

CITY OF HAPEVILLE
FY2024-2025 PROPOSED FOURTH QUARTER BUDGET ADJUSTMENT REQUESTS - SUMMARY AND DETAIL - ALL FUNDS

TENTATIVE BUDGET REQUESTS			FY 2024-25	Current YTD	Current Budget	FY 2024-25
EXHIBIT B	Head Count Status	Current Head Count	Current Approved Budget As of Date:	10/17/2025	Increase (Decrease)	Proposed Amendment Requests
DEPARTMENT - FIRE ADMINISTRATION						
PERSONNEL SERVICES	FULLY LOADED					
100-5-3510-511100 Regular Employees	ACTIVE - FTE	35	2,302,250	2,411,941	112,264	2,414,514
100-5-3510-511300 Overtime	ACTIVE - PT	0	370,000	453,176	84,000	454,000
100-5-3510-511335 Incentive Wages-(1TP)	VACANT - FTE	4	39,398	39,398	(0)	39,398
100-5-3510-512100 Group Insurance	VACANT - PT	0	306,878	324,436	17,558	324,436
100-5-3510-512200 Social Security FICA C			3,159	3,939	845	4,004
100-5-3510-512300 Medicare			36,598	40,855	5,098	41,696
100-5-3510-512400 Retirement Contributio			618,275	637,760	19,485	637,760
100-5-3510-512700 Worker's Compensation			10,275	8,344	(1,932)	8,343
TOTAL PERSONNEL SERVICES	TOTAL HEAD CT	39	3,686,833	3,919,849	237,318	3,924,151
CONTRACTED SERVICES						
100-5-3510-521200 Professional Fees			1,500	2,950	1,500	3,000
100-5-3510-521210 Licenses			25,000	24,846	0	25,000
100-5-3510-522200 Repairs & Maintenance			100,000	112,521	12,600	112,600
100-5-3510-523200 Communications			15,500	17,368	4,500	20,000
100-5-3510-523210 Information Technology			2,000	1,649	0	2,000
100-5-3510-523400 Printing & Binding			300	158	0	300
100-5-3510-523450 Training Supplies & Ma			5,000	5,666	1,000	6,000
100-5-3510-523500 Travel			10,000	10,127	150	10,150
100-5-3510-523600 Dues & Fees			4,000	3,297	0	4,000
100-5-3510-523700 Education & Training			15,000	16,853	2,500	17,500
100-5-3510-523800 DHS Grant Expenses			0	62	65	65
100-5-3510-523850 Community Risk Reducti			15,000	18,227	3,200	18,200
TOTAL CONTRACTED SERVICES			193,300	213,723	25,515	218,815
SUPPLIES & MINOR EQPT						
100-5-3510-531100 Supplies			12,000	15,935	4,000	16,000
100-5-3510-531220 Natural Gas			3,500	4,495	1,120	4,620
100-5-3510-531230 Electricity			18,000	11,744	(4,500)	13,500
100-5-3510-531270 Gasoline/Diesel			30,000	35,151	5,500	35,500
100-5-3510-531300 Operating Lease			6,000	5,500	(300)	5,700
100-5-3510-531400 Books & Periodicals			6,000	3,344	0	6,000
100-5-3510-531600 Small Eqpmt/Furn<5000			15,000	31,964	17,120	32,120
100-5-3510-531700 Uniform Supplies			40,000	37,346	0	40,000
100-5-3510-531710 EMS			70,000	78,820	9,200	79,200
TOTAL SUPPLIES & MINOR EQPT			200,500	224,299	32,140	232,640

CITY OF HAPEVILLE
FY2024-2025 PROPOSED FOURTH QUARTER BUDGET ADJUSTMENT REQUESTS - SUMMARY AND DETAIL - ALL FUNDS

TENTATIVE BUDGET REQUESTS			FY 2024-25	Current YTD	Current Budget	FY 2024-25
EXHIBIT B	Head Count Status	Current Head Count	Current Approved Budget As of Date:	10/17/2025	Increase (Decrease)	Proposed Amendment Requests
CAPITAL OUTLAYS > \$5000						
100-5-3510-542200 Vehicles			338,781	338,781	0	338,781
100-5-3510-542300 Furniture & Fixtures			13,000	9,989	(3,000)	10,000
100-5-3510-542500 Equipment			125,000	87,796	(25,000)	100,000
TOTAL CAPITAL OUTLAYS > \$5000			476,781	436,566	(28,000)	448,781
DEBT SERVICE						
100-5-3510-580402 Principal Phase 2 Leas			12,460	17,579	5,119	17,579
100-5-3510-580403 Principal Fire Truck			75,595	75,595	1	75,596
100-5-3510-582402 Interest Phase 2 Lease			2,503	2,316	0	2,503
100-5-3510-582403 Interest Fire Truck			12,873	12,873	1	12,874
100-5-3510-582406 TRUIST Vehicle Lease-P			96,461	96,461	0	96,461
100-5-3510-582407 TRUIST Vehicle Lease-I			1,649	1,649	1	1,650
TOTAL DEBT SERVICE			201,541	206,474	5,122	206,663
TOTAL FIRE ADMINISTRATION			4,758,955	5,000,911	272,095	5,031,050

CITY OF HAPEVILLE
FY2024-2025 PROPOSED FOURTH QUARTER BUDGET ADJUSTMENT REQUESTS - SUMMARY AND DETAIL - ALL FUNDS

TENTATIVE BUDGET REQUESTS			FY 2024-25	Current YTD	Current Budget	FY 2024-25
EXHIBIT B	Head Count Status	Current Head Count	Current Approved Budget As of Date:	10/17/2025	Increase (Decrease)	Proposed Amendment Requests
DEPARTMENT - PUBLIC WORKS ADMIN						
PERSONNEL SERVICES	FULLY LOADED					
100-5-4100-511100 Regular Employees	ACTIVE - FTE	10.25	438,740	453,020	14,844	453,584
100-5-4100-511300 Overtime	ACTIVE - PT	0	70,000	71,658	2,500	72,500
100-5-4100-511335 Incentive Wages-(1TP)	VACANT - FTE	0	8,960	8,960	0	8,960
100-5-4100-512100 Group Insurance	VACANT - PT	0	85,549	102,519	16,970	102,519
100-5-4100-512200 Social Security FICA C			32,097	31,210	(400)	31,697
100-5-4100-512300 Medicare			7,507	7,349	(44)	7,463
100-5-4100-512400 Retirement Contributio			118,039	116,898	(1,141)	116,898
100-5-4100-512700 Worker's Compensation			1,978	1,767	(211)	1,767
TOTAL PERSONNEL SERVICES	TOTAL HEAD CT	10.25	762,870	793,383	32,519	795,389
CONTRACTED SERVICES						
100-5-4100-522200 Repairs & Maintenance			200,000	189,790	(10,000)	190,000
100-5-4100-523200 Communications			14,000	16,780	2,800	16,800
100-5-4100-523210 Information Technology			600	550	0	600
100-5-4100-523600 Dues & Fees			1,500	1,073	0	1,500
100-5-4100-523800 Technical Inspections			700,000	557,687	(142,000)	558,000
100-5-4100-523850 Contract Labor			12,000	9,780	(2,000)	10,000
TOTAL CONTRACTED SERVICES			928,100	775,660	(151,200)	776,900
SUPPLIES & MINOR EQPT						
100-5-4100-531100 Supplies			171,324	198,864	28,000	199,324
100-5-4100-531220 Natural Gas			3,000	3,975	1,000	4,000
100-5-4100-531230 Electricity			51,000	53,054	3,000	54,000
100-5-4100-531270 Gasoline/Diesel			35,000	29,269	(4,800)	30,200
100-5-4100-531300 Operating Lease			5,700	5,376	(200)	5,500
100-5-4100-531600 Small Eqpmt/Furn<5000			4,100	14,235	10,300	14,400
100-5-4100-531700 Other Supplies			250	245	0	250
TOTAL SUPPLIES & MINOR EQPT			270,374	305,018	37,300	307,674
CAPITAL OUTLAYS > \$5000						
100-5-4100-541200 Site Improvements			150,000	169,298	19,900	169,900
100-5-4100-542500 Equipment			12,097	58,247	46,200	58,297
TOTAL CAPITAL OUTLAYS > \$5000			162,097	227,546	66,100	228,197
DEBT SERVICE						
100-5-4100-580100 Transfer to Tree Bank			51,750	51,750	0	51,750
TOTAL DEBT SERVICE			51,750	51,750	0	51,750
TOTAL PUBLIC WORKS ADMIN			2,175,191	2,153,356	(15,281)	2,159,910

CITY OF HAPEVILLE
FY2024-2025 PROPOSED FOURTH QUARTER BUDGET ADJUSTMENT REQUESTS - SUMMARY AND DETAIL - ALL FUNDS

TENTATIVE BUDGET REQUESTS			FY 2024-25	Current YTD	Current Budget	FY 2024-25
EXHIBIT B	Head Count Status	Current Head Count	Current Approved Budget As of Date:	10/17/2025	Increase (Decrease)	Proposed Amendment Requests
DEPARTMENT - HIGHWAY AND STREETS ADMIN						
PERSONNEL SERVICES	FULLY LOADED					
100-5-4210-511100 Regular Employees	ACTIVE - FTE	8.50	377,427	458,385	81,725	459,152
100-5-4210-511300 Overtime	ACTIVE - PT	0	50,000	44,478	(5,000)	45,000
100-5-4210-511335 Incentive Wages-(1TP)	VACANT - FTE	0	7,766	7,766	0	7,766
100-5-4210-512100 Group Insurance	VACANT - PT	0	71,361	82,061	10,700	82,061
100-5-4210-512200 Social Security FICA C			26,982	30,446	3,982	30,964
100-5-4210-512300 Medicare			6,310	7,120	931	7,241
100-5-4210-512400 Retirement Contributio			99,227	100,583	1,356	100,583
100-5-4210-512700 Worker's Compensation			1,705	5,556	3,851	5,556
TOTAL PERSONNEL SERVICES	TOTAL HEAD CT	8.50	640,778	736,396	97,546	738,324
CONTRACTED SERVICES						
100-5-4210-521200 Professional			500	72	(428)	72
100-5-4210-522200 Repairs & Maintenance			60,000	119,863	61,395	121,395
100-5-4210-523200 Communications			1,000	482	(555)	445
100-5-4210-523210 Information Technology			600	550	(50)	550
100-5-4210-523300 Advertising			300	210	(90)	210
100-5-4210-523500 Travel			100	66	(34)	66
100-5-4210-523600 Dues & Fees			250	277	20	270
100-5-4210-523700 Education & Training			350	0	(350)	0
100-5-4210-523900 Other			150	149	0	150
TOTAL CONTRACTED SERVICES			63,250	121,668	59,908	123,158
SUPPLIES & MINOR EQPT						
100-5-4210-531100 Supplies			60,000	88,706	29,000	89,000
100-5-4210-531230 Electricity			250,000	281,032	32,000	282,000
100-5-4210-531270 Gasoline/Diesel			10,000	9,148	(700)	9,300
100-5-4210-531600 Small Eqpmt/Furn<5000			520	3,194	2,720	3,240
100-5-4210-531700 Other Supplies			0	130	200	200
TOTAL SUPPLIES & MINOR EQPT			320,520	382,209	63,220	383,740

**CITY OF HAPEVILLE
 FY2024-2025 PROPOSED FOURTH QUARTER BUDGET ADJUSTMENT REQUESTS - SUMMARY AND DETAIL - ALL FUNDS**

TENTATIVE BUDGET REQUESTS			FY 2024-25	Current YTD	Current Budget	FY 2024-25
EXHIBIT B	Head Count Status	Current Head Count	Current Approved Budget As of Date:	10/17/2025	Increase (Decrease)	Proposed Amendment Requests
CAPITAL OUTLAYS > \$5000						
100-5-4210-541200 Site Improvements			50,000	29,380	(20,000)	30,000
TOTAL CAPITAL OUTLAYS > \$5000			50,000	29,380	(20,000)	30,000
DEBT SERVICE						
100-5-4210-580009 Trf to Dev Auth-2019A			93,200	95,996	2,800	96,000
100-5-4210-580405 Trf to Dev Auth - 2014			70,000	76,250	6,250	76,250
TOTAL DEBT SERVICE			163,200	172,246	9,050	172,250
TOTAL HIGHWAY AND STREETS ADMIN			1,237,748	1,441,899	209,724	1,447,472

CITY OF HAPEVILLE
FY2024-2025 PROPOSED FOURTH QUARTER BUDGET ADJUSTMENT REQUESTS - SUMMARY AND DETAIL - ALL FUNDS

TENTATIVE BUDGET REQUESTS			FY 2024-25	Current YTD	Current Budget	FY 2024-25
EXHIBIT B	Head Count Status	Current Head Count	Current Approved Budget As of Date:	10/17/2025	Increase (Decrease)	Proposed Amendment Requests
SUPPLIES & MINOR EQPT						
100-5-6120-531100 Supplies			10,000	9,558	91	10,091
100-5-6120-531101 Supplies-Baseball/Girl			18,000	18,597	597	18,597
100-5-6120-531102 Supplies - Basketball			8,600	8,600	0	8,600
100-5-6120-531103 Supplies - Football			26,500	21,273	(5,227)	21,273
100-5-6120-531104 Supplies - Adult Softb			1,500	0	(1,500)	0
100-5-6120-531105 Supplies - Tournaments			1,500	1,336	(163)	1,337
100-5-6120-531106 Supplies - Senior Citi			1,500	1,552	61	1,561
100-5-6120-531107 Supplies - Soccer			2,000	1,877	(122)	1,878
100-5-6120-531108 Supplies - Children's			7,500	9,064	1,570	9,070
100-5-6120-531109 Supplies-Cheerleading/			13,870	14,636	800	14,670
100-5-6120-531110 Equip Exp - Coach's Re			2,500	0	(2,500)	0
100-5-6120-531111 Supplies-Special Progr			15,000	11,251	(3,748)	11,252
100-5-6120-531220 Natural Gas			4,300	5,737	1,800	6,100
100-5-6120-531230 Electricity			34,000	31,438	(2,500)	31,500
100-5-6120-531270 Gasoline/Diesel			3,300	4,133	1,000	4,300
100-5-6120-531300 Operating Lease			5,600	5,376	(100)	5,500
100-5-6120-531590 Other			14,500	13,882	(600)	13,900
100-5-6120-531600 Small Eqpmt/Furn<5000			5,000	8,289	3,300	8,300
100-5-6120-531700 Other Supplies			10,000	18,094	8,100	18,100
TOTAL SUPPLIES & MINOR EQPT			185,170	184,694	859	186,029
CAPITAL OUTLAYS > \$5000						
100-5-6120-542500 Equipment			23,000	23,052	100	23,100
TOTAL CAPITAL OUTLAYS > \$5000			23,000	23,052	100	23,100
DEBT SERVICE						
100-5-6120-580401 Vehicles - Principal			4,044	4,044	1	4,045
100-5-6120-582401 VEHICLES INTEREST			62	62	1	63
TOTAL DEBT SERVICE			4,107	4,107	2	4,109
TOTAL PARTICIPANT RECREATION			1,041,303	1,053,337	16,574	1,057,877

CITY OF HAPEVILLE
FY2024-2025 PROPOSED FOURTH QUARTER BUDGET ADJUSTMENT REQUESTS - SUMMARY AND DETAIL - ALL FUNDS

TENTATIVE BUDGET REQUESTS			FY 2024-25	Current YTD	Current Budget	FY 2024-25
EXHIBIT B	Head Count Status	Current Head Count	Current Approved Budget As of Date:	10/17/2025	Increase (Decrease)	Proposed Amendment Requests
DEPARTMENT - PLANNING & ZONING						
CONTRACTED SERVICES						
100-5-7400-521200 Professional			60,000	21,483	(36,000)	24,000
100-5-7400-521201 Planning/Zoning Board			2,175	1,925	0	2,175
100-5-7400-521202 Appeals Board			1,575	1,250	0	1,575
100-5-7400-521203 Design Review			1,875	1,525	0	1,875
100-5-7400-521300 Technical			30,000	11,449	(18,000)	12,000
100-5-7400-523210 Information Technology			500	0	(500)	0
100-5-7400-523300 Advertising			500	595	100	600
100-5-7400-523600 Dues & Fees			250	0	(250)	0
100-5-7400-523700 Education & Training			3,100	0	(3,100)	0
TOTAL CONTRACTED SERVICES			99,975	38,226	(57,750)	42,225
SUPPLIES & MINOR EQPT						
100-5-7400-531100 Supplies			500	235	0	500
TOTAL SUPPLIES & MINOR EQPT			500	235	0	500
CAPITAL OUTLAYS > \$5000						
100-5-7400-542410 Technology			5,000	0	(5,000)	0
TOTAL CAPITAL OUTLAYS > \$5000			5,000	0	(5,000)	0
TOTAL PLANNING & ZONING			105,475	38,462	(62,750)	42,725

CITY OF HAPEVILLE
FY2024-2025 PROPOSED FOURTH QUARTER BUDGET ADJUSTMENT REQUESTS - SUMMARY AND DETAIL - ALL FUNDS

TENTATIVE BUDGET REQUESTS			FY 2024-25	Current YTD	Current Budget	FY 2024-25
EXHIBIT B	Head Count Status	Current Head Count	Current Approved Budget As of Date:	10/17/2025	Increase (Decrease)	Proposed Amendment Requests
SUPPLIES & MINOR EQPT						
100-5-7520-531100 Supplies			4,500	4,179	0	4,500
100-5-7520-531200 Supplies - Christ Chur			500	293	0	500
100-5-7520-531220 Natural Gas			2,100	2,445	500	2,600
100-5-7520-531230 Electricity			7,000	7,013	1,000	8,000
100-5-7520-531270 Gasoline/Diesel			1,800	1,634	(150)	1,650
100-5-7520-531300 Operating Lease			2,700	2,688	50	2,750
100-5-7520-531600 Small Eqpmt/Furn<5000			2,500	5,840	4,150	6,650
100-5-7520-531700 Other Supplies			800	1,461	700	1,500
TOTAL SUPPLIES & MINOR EQPT			21,900	25,554	6,250	28,150
CAPITAL OUTLAYS > \$5000						
100-5-7520-541200 Site Improvements			25,000	35,170	11,000	36,000
100-5-7520-542300 Furniture & Fixtures			13,000	0	(13,000)	0
TOTAL CAPITAL OUTLAYS > \$5000			38,000	35,170	(2,000)	36,000
OTHER COSTS (NOC)						
100-5-7520-575100 Hapeville Community Im			2,500	0	(2,500)	0
100-5-7520-575110 Community Garden Expen			650	953	350	1,000
TOTAL OTHER COSTS (NOC)			3,150	953	(2,150)	1,000
TOTAL ECONOMIC DEVELOPMENT			573,038	467,501	(94,274)	478,764

CITY OF HAPEVILLE
FY2024-2025 PROPOSED FOURTH QUARTER BUDGET ADJUSTMENT REQUESTS - SUMMARY AND DETAIL - ALL FUNDS

TENTATIVE BUDGET REQUESTS			FY 2024-25	Current YTD	Current Budget	FY 2024-25
EXHIBIT B	Head Count Status	Current Head Count	Current Approved Budget As of Date:	10/17/2025	Increase (Decrease)	Proposed Amendment Requests
DEPARTMENT - MAIN STREET						
CONTRACTED SERVICES						
100-5-7550-521400 GM Grant Exp-Main Stre			27,000	27,000	0	27,000
100-5-7550-521450 Georgia Power Grant Exp			0	0	0	0
100-5-7550-522000 Festivals			36,000	31,596	(4,000)	32,000
100-5-7550-523200 Communications			0	588	600	600
100-5-7550-523300 Advertising			2,000	2,704	800	2,800
100-5-7550-523400 Printing & Binding			0	155	160	160
100-5-7550-523500 Travel			2,000	0	(2,000)	0
100-5-7550-523600 Dues & Fees			1,000	1,305	500	1,500
100-5-7550-523700 Education & Training			1,000	60	(940)	60
100-5-7550-523850 Contract Labor			2,000	4,564	2,950	4,950
TOTAL CONTRACTED SERVICES			71,000	67,972	(1,930)	69,070
SUPPLIES & MINOR EQPT						
100-5-7550-531100 Supplies			1,800	1,389	0	1,800
100-5-7550-531600 Small Equipment<5000			0	249	250	250
TOTAL SUPPLIES & MINOR EQPT			1,800	1,638	250	2,050
CAPITAL OUTLAYS > \$5000						
100-5-7550-541200 Site Improvements			10,000	31,429	21,500	31,500
TOTAL CAPITAL OUTLAYS > \$5000			10,000	31,429	21,500	31,500
TOTAL MAIN STREET			82,800	101,039	19,820	102,620

CITY OF HAPEVILLE
FY2024-2025 PROPOSED FOURTH QUARTER BUDGET ADJUSTMENT REQUESTS - SUMMARY AND DETAIL - ALL FUNDS

TENTATIVE BUDGET REQUESTS			FY 2024-25	Current YTD	Current Budget	FY 2024-25
EXHIBIT B	Head Count Status	Current Head Count	Current Approved Budget As of Date:	10/17/2025	Increase (Decrease)	Proposed Amendment Requests
INTERFUND TRANSACTIONS						
100-5-9100-590290 Transfer to Trade & To			131,950	0	(131,950)	0
100-5-9100-591001 Reserve for Contingency			515,747	0	997,944	1,513,691
TOTAL INTERFUND TRANSACTIONS			647,697	0	865,994	1,513,691
OTHER FINANCING USES						
TOTAL OTHER FINANCING USES			0	0	0	0
TOTAL OTHER FINANCING USES			647,697	0	865,994	1,513,691
TOTAL EXPENDITURES			20,078,234	19,158,938	1,245,204	21,323,437
REVENUE OVER/(UNDER) EXPENDITURES			(1)	1,602,408	(0)	(1)

CITY OF HAPEVILLE
FY2024-2025 PROPOSED FOURTH QUARTER BUDGET ADJUSTMENT REQUESTS - SUMMARY AND DETAIL - ALL FUNDS

TENTATIVE BUDGET REQUESTS			FY 2024-25	Current YTD	Current Budget	FY 2024-25
EXHIBIT B	Head Count Status	Current Head Count	Current Approved Budget As of Date:	10/17/2025	Increase (Decrease)	Proposed Amendment Requests
201-SPECIAL REVENUE FUNDS						
REVENUES						
INTERGOVERNMENTAL REV						
201-0-0000-334105 Bright Start Grant Inc			7,000	13,839	6,815	13,815
TOTAL INTERGOVERNMENTAL REV			7,000	13,839	6,815	13,815
OTHER FINANCING SOURCES						
201-0-0000-395201 PY Fund Balance Alloc			0	0	0	0
TOTAL OTHER FINANCING SOURCES			0	0	0	0
TOTAL REVENUE			7,000	13,839	6,815	13,815
201-SPECIAL REVENUE FUNDS						
DEPARTMENT - SPECIAL REVENUE						
DEPARTMENTAL EXPENDITURES						
DEBT SERVICE						
201-5-5910-580565 Bright Start- Expendit			7,000	13,815	6,815	13,815
TOTAL DEBT SERVICE			7,000	13,815	6,815	13,815
TOTAL SPECIAL REVENUE			7,000	13,815	6,815	13,815
TOTAL EXPENDITURES			7,000	13,815	6,815	13,815
REVENUE OVER/(UNDER) EXPENDITURES			0	24	0	0

CITY OF HAPEVILLE
 FY2024-2025 PROPOSED FOURTH QUARTER BUDGET ADJUSTMENT REQUESTS - SUMMARY AND DETAIL - ALL FUNDS

TENTATIVE BUDGET REQUESTS			FY 2024-25	Current YTD	Current Budget	FY 2024-25
EXHIBIT B	Head Count Status	Current Head Count	Current Approved Budget As of Date:	10/17/2025	Increase (Decrease)	Proposed Amendment Requests
205-TAX ALLOCATION DISTRICT						
REVENUES						
TAXES						
205-0-0000-313205 TAD Revenue			43,345	43,345	0	43,345
TOTAL TAXES			43,345	43,345	0	43,345
TOTAL REVENUE			43,345	43,345	0	43,345
DEPARTMENTAL EXPENDITURES						
CONTRACTED SERVICES						
205-5-4900-521200 Professional Services			43,345	0	0	43,345
TOTAL CONTRACTED SERVICES			43,345	0	0	43,345
SUPPLIES & MINOR EQPT			0	0	0	0
205-5-4900-531600 Small Equipment < 5000			0	0	0	0
TOTAL SUPPLIES & MINOR EQPT			0	0	0	0
TOTAL TAX ALLOCATION DISTRICT			43,345	0	0	43,345
TOTAL EXPENDITURES			43,345	0	0	43,345
REVENUE OVER/(UNDER) EXPENDITURES			0	43,345	0	0

CITY OF HAPEVILLE
FY2024-2025 PROPOSED FOURTH QUARTER BUDGET ADJUSTMENT REQUESTS - SUMMARY AND DETAIL - ALL FUNDS

TENTATIVE BUDGET REQUESTS			FY 2024-25	Current YTD	Current Budget	FY 2024-25
EXHIBIT B	Head Count Status	Current Head Count	Current Approved Budget As of Date:	10/17/2025	Increase (Decrease)	Proposed Amendment Requests
210-ASSET FORFEITURE FUND						
REVENUES						
FINES AND FORFEITURES						
210-0-0000-351330 ASSETS SEIZED			0	0	0	0
TOTAL FINES AND FORFEITURES			0	0	0	0
INVESTMENT INCOME						
210-0-0000-361100 INTEREST REVENUE			0	1	0	0
TOTAL INVESTMENT INCOME			0	1	0	0
OTHER FINANCING SOURCES			0	0	0	0
210-0-0000-395210 PY Fund Balance Alloc			0	0	0	0
TOTAL OTHER FINANCING SOURCES			0	0	0	0
TOTAL REVENUE			0	1	0	0
DEPARTMENTAL EXPENDITURES						
CONTRACTED SERVICES						
210-5-3210-522200 REPAIR & MAINTENANCE			0	0	0	0
TOTAL CONTRACTED SERVICES			0	0	0	0
CAPITAL OUTLAYS > \$5000						
210-5-3210-542500 VEHICLES & EQUIPMENT			0	0	0	0
TOTAL CAPITAL OUTLAYS > \$5000			0	0	0	0
TOTAL POLICE DEPARTMENT			0	0	0	0
TOTAL EXPENDITURES			0	0	0	0
REVENUE OVER/(UNDER) EXPENDITURES			0	1	0	0

CITY OF HAPEVILLE
FY2024-2025 PROPOSED FOURTH QUARTER BUDGET ADJUSTMENT REQUESTS - SUMMARY AND DETAIL - ALL FUNDS

TENTATIVE BUDGET REQUESTS			FY 2024-25	Current YTD	Current Budget	FY 2024-25
EXHIBIT B	Head Count Status	Current Head Count	Current Approved Budget As of Date:	10/17/2025	Increase (Decrease)	Proposed Amendment Requests
215-E911 FUND						
REVENUES						
CHARGES FOR SERVICES						
215-0-0000-342500 E-911 Revenue			185,000	147,099	(8,000)	177,000
TOTAL CHARGES FOR SERVICES			185,000	147,099	(8,000)	177,000
OTHER FINANCING SOURCES						
215-0-0000-391100 Transfer from General			491,391	0	(63,034)	428,357
TOTAL OTHER FINANCING SOURCES			491,391	0	(63,034)	428,357
TOTAL REVENUE			676,391	147,099	(71,034)	605,357
DEPARTMENTAL EXPENDITURES						
PERSONNEL SERVICES	FULLY LOADED					
215-5-3800-511100 Regular Salaries - (Di	ACTIVE - FTE	7	343,344	327,746	(15,598)	327,746
215-5-3800-511300 Overtime - (Dispatch)	ACTIVE - PT	0	82,000	80,488	(1,512)	80,488
215-5-3800-511335 Incentive Wages-(1TP)	VACANT - FTE	2	5,492	5,492	(0)	5,492
215-5-3800-512100 Group Insurance	VACANT - PT	0	75,559	39,758	(35,801)	39,758
215-5-3800-512200 Social Security FICA C			26,712	25,092	(1,620)	25,092
215-5-3800-512300 Medicare			6,247	5,876	(371)	5,876
215-5-3800-512400 Retirement Contributio			98,234	87,518	(10,716)	87,518
215-5-3800-512700 Worker's Compensation			1,553	0	(1,553)	0
TOTAL PERSONNEL SERVICES	TOTAL HEAD CT	9	639,140	571,969	(67,172)	571,968
CONTRACTED SERVICES						
215-5-3800-521200 Professional Services			1,000	1,165	165	1,165
215-5-3800-523200 Communications			34,000	31,670	(3,174)	30,826
215-5-3800-523700 Education & Training			1,250	0	(1,250)	0
TOTAL CONTRACTED SERVICES			36,250	32,835	(4,259)	31,991

CITY OF HAPEVILLE
FY2024-2025 PROPOSED FOURTH QUARTER BUDGET ADJUSTMENT REQUESTS - SUMMARY AND DETAIL - ALL FUNDS

TENTATIVE BUDGET REQUESTS			FY 2024-25	Current YTD	Current Budget	FY 2024-25
EXHIBIT B	Head Count Status	Current Head Count	Current Approved Budget As of Date:	10/17/2025	Increase (Decrease)	Proposed Amendment Requests
SUPPLIES & MINOR EQPT						
215-5-3800-531100 Supplies			1,000	1,399	399	1,399
TOTAL SUPPLIES & MINOR EQPT			1,000	1,399	399	1,399
TOTAL EXPENDITURES			676,390	606,202	(71,033)	605,357
REVENUE OVER/(UNDER) EXPENDITURES			1	(459,104)	(1)	(0)

CITY OF HAPEVILLE
FY2024-2025 PROPOSED FOURTH QUARTER BUDGET ADJUSTMENT REQUESTS - SUMMARY AND DETAIL - ALL FUNDS

TENTATIVE BUDGET REQUESTS			FY 2024-25	Current YTD	Current Budget	FY 2024-25
EXHIBIT B	Head Count Status	Current Head Count	Current Approved Budget As of Date:	10/17/2025	Increase (Decrease)	Proposed Amendment Requests
220-ARP GRANT FUND						
REVENUES						
MISC REVENUE						
220-0-0000-381230 ARPA Boost Grant-Rec			70,000	0	(70,000)	0
TOTAL MISC REVENUE			70,000	0	(70,000)	0
TOTAL REVENUE			70,000	0	(70,000)	0
DEPARTMENTAL EXPENDITURES						
DEPARTMENT - PARTICIPANT RECREATION						
CONTRACTED SERVICES						
220-5-6120-523700 Education-Training-Fie			39508	0	(39,508)	0
TOTAL CONTRACTED SERVICES			39508	0	(39,508)	0
CAPITAL OUTLAYS > \$5000						
220-5-6120-542300 Furniture & Fixtures			9912	0	(9,912)	0
220-5-6120-542400 Computers			20580	0	(20,580)	0
TOTAL CAPITAL OUTLAYS > \$5000			30492	0	(30,492)	0
TOTAL PARTICIPANT RECREATION			70000	0	(70,000)	0
TOTAL EXPENDITURES			70,000	0	(70,000)	0
REVENUE OVER/(UNDER) EXPENDITURES			0	0	0	0

CITY OF HAPEVILLE
FY2024-2025 PROPOSED FOURTH QUARTER BUDGET ADJUSTMENT REQUESTS - SUMMARY AND DETAIL - ALL FUNDS

TENTATIVE BUDGET REQUESTS			FY 2024-25	Current YTD	Current Budget	FY 2024-25
EXHIBIT B	Head Count Status	Current Head Count	Current Approved Budget As of Date:	10/17/2025	Increase (Decrease)	Proposed Amendment Requests
275-HOTEL & MOTEL TAX FUND						
REVENUES						
TAXES						
275-0-0000-314120 Hotel/Motel Taxes			3,080,000	3,120,110	300,000	3,380,000
TOTAL TAXES			3,080,000	3,120,110	300,000	3,380,000
TOTAL REVENUE			3,080,000	3,120,110	300,000	3,380,000
DEBT SERVICE						
275-5-5910-580410 Tourism B-TPD Trf Out			577,500	585,021	56,250	633,750
275-5-5910-580415 Gen Fund Allocation			1,155,000	1,170,041	112,500	1,267,500
TOTAL DEBT SERVICE			1,732,500	1,755,062	168,750	1,901,250
TOTAL HOTEL-MOTEL			1,732,500	1,755,062	168,750	1,901,250
DEPARTMENT - ECONOMIC DEVELOPMENT						
DEPARTMENTAL EXPENDITURES						
CONTRACTED SERVICES						
275-5-7520-521200 Professional Services			1,347,500	1,365,048	131,250	1,478,750
TOTAL CONTRACTED SERVICES			1,347,500	1,365,048	131,250	1,478,750
TOTAL ECONOMIC DEVELOPMENT			1,347,500	1,365,048	131,250	1,478,750
TOTAL EXPENDITURES			3,080,000	3,120,110	300,000	3,380,000
REVENUE OVER/(UNDER) EXPENDITURES			0	(0)	0	0

**CITY OF HAPEVILLE
 FY2024-2025 PROPOSED FOURTH QUARTER BUDGET ADJUSTMENT REQUESTS - SUMMARY AND DETAIL - ALL FUNDS**

TENTATIVE BUDGET REQUESTS			FY 2024-25	Current YTD	Current Budget	FY 2024-25
EXHIBIT B	Head Count Status	Current Head Count	Current Approved Budget As of Date:	10/17/2025	Increase (Decrease)	Proposed Amendment Requests
280-VEHICLE EXCISE FUND						
INTERGOVERNMENTAL REV						
280-0-0000-333600 Car Rental Tax Revenue			200,000	114,807	(80,000)	120,000
TOTAL INTERGOVERNMENTAL REV			200,000	114,807	(80,000)	120,000
TOTAL REVENUE			200,000	114,807	(80,000)	120,000
OTHER FINANCING USES						
280-5-9000-611290 Transfer to Fd 290-TPD			200,000	0	(80,000)	120,000
TOTAL OTHER FINANCING USES			200,000	0	(80,000)	120,000
TOTAL OTHER SOURCES & USES			200,000	0	(80,000)	120,000
TOTAL EXPENDITURES			200,000	0	(80,000)	120,000
REVENUE OVER/(UNDER) EXPENDITURES			0	114,807	0	0

CITY OF HAPEVILLE
FY2024-2025 PROPOSED FOURTH QUARTER BUDGET ADJUSTMENT REQUESTS - SUMMARY AND DETAIL - ALL FUNDS

TENTATIVE BUDGET REQUESTS			FY 2024-25	Current YTD	Current Budget	FY 2024-25
EXHIBIT B	Head Count Status	Current Head Count	Current Approved Budget As of Date:	10/17/2025	Increase (Decrease)	Proposed Amendment Requests
290-TRADE AND TOURISM						
INTERGOVERNMENTAL REV						
290-0-0000-336172 GHC Grant Revenue			2,250	0	(2,250)	0
TOTAL INTERGOVERNMENTAL REV			2,250	0	(2,250)	0
MISC REVENUE						
290-0-0000-381110 Misc Revenue			0	582	582	582
TOTAL MISC REVENUE			0	582	582	582
OTHER FINANCING SOURCES						
290-0-0000-391100 Transfer from General			131,950	0	(131,950)	0
290-0-0000-391281 Transfer from Vehicle			200,000	0	(80,000)	120,000
290-0-0000-391285 Tourism B=TPD trf fr H			577,500	585,021	56,250	633,750
TOTAL OTHER FINANCING SOURCES			909,450	585,021	(155,700)	753,750
TOTAL REVENUE			911,700	585,603	(157,368)	754,332
DEPARTMENTAL EXPENDITURES						
DEPARTMENT - Hoyt Smith Center						
PERSONNEL SERVICES	FULLY LOADED					
290-5-6121-511100 Regular Employees	ACTIVE - FTE	4	155,784	135,713	(20,071)	135,713
290-5-6121-511200 Part Time Employees	ACTIVE - PT	4	90,133	65,023	(25,110)	65,023
290-5-6121-511300 Overtime	VACANT - FTE	1	7,500	11,910	4,410	11,910
290-5-6121-511335 Incentive Wages-(1TP)	VACANT - PT	0	3,608	3,608	0	3,608
290-5-6121-512100 Group Insurance			41,977	12,436	(29,541)	12,436
290-5-6121-512200 Social Security FICA C			15,936	13,293	(2,643)	13,293
290-5-6121-512300 Medicare			3,727	3,109	(618)	3,109
290-5-6121-512400 Retirement Contributio			38,053	33,161	(4,892)	33,161
290-5-6121-512700 Worker's Compensation			718	0	(718)	(0)
TOTAL PERSONNEL SERVICES	TOTAL HEAD CT	9	357,435	278,254	(79,182)	278,253

CITY OF HAPEVILLE
FY2024-2025 PROPOSED FOURTH QUARTER BUDGET ADJUSTMENT REQUESTS - SUMMARY AND DETAIL - ALL FUNDS

TENTATIVE BUDGET REQUESTS			FY 2024-25	Current YTD	Current Budget	FY 2024-25
EXHIBIT B	Head Count Status	Current Head Count	Current Approved Budget As of Date:	10/17/2025	Increase (Decrease)	Proposed Amendment Requests
CONTRACTED SERVICES						
290-5-6121-521200 Professional Services			900	1,059	160	1,060
290-5-6121-522000 Festivals & Events			0	2,522	2,522	2,522
290-5-6121-522160 Special Events			30,000	14,853	(13,000)	17,000
290-5-6121-522200 Repairs and Maintenan			140,000	119,187	(20,000)	120,000
290-5-6121-523200 Communications			7,000	7,984	(400)	6,600
290-5-6121-523600 Dues & Fees			2,000	755	(1,200)	800
TOTAL CONTRACTED SERVICES			179,900	146,361	(31,918)	147,982
SUPPLIES & MINOR EQPT						
290-5-6121-531100 Supplies			10,000	10,023	24	10,024
290-5-6121-531220 Natural Gas			7,500	0	(7,500)	0
290-5-6121-531230 Electricity			7,500	0	(7,500)	0
290-5-6121-531600 Small Eqpmt/Fum<5000			5,000	5,205	205	5,205
TOTAL SUPPLIES & MINOR EQPT			30,000	15,229	(14,771)	15,229
CAPITAL OUTLAYS > \$5000						
290-5-6121-541200 Site Improvements			150,000	104,848	(45,151)	104,849
TOTAL CAPITAL OUTLAYS > \$5000			150,000	104,848	(45,151)	104,849
TOTAL Hoyt Smith Center			717,335	544,691	(171,022)	546,313
DEPARTMENT - Depot Museum						
PERSONNEL SERVICES	FULLY LOADED					
290-5-6172-511100 Regular Employees	ACTIVE - FTE	1	75,005	78,594	3,589	78,594
290-5-6172-511335 Incentive Wages-(ITP)	ACTIVE - PT	0	1,500	1,500	0	1,500
290-5-6172-512100 Group Insurance	VACANT - FTE	0	8,395	9,385	990	9,385
290-5-6172-512200 Social Security FICA C	VACANT - PT	0	4,743	4,905	162	4,905
290-5-6172-512300 Medicare			1,109	1,147	38	1,147
290-5-6172-512400 Retirement Contributio			17,444	18,632	1,188	18,632
290-5-6172-512700 Worker's Compensation			358	0	(358)	(0)
TOTAL PERSONNEL SERVICES	TOTAL HEAD CT	1	108,555	114,164	5,610	114,165

CITY OF HAPEVILLE
FY2024-2025 PROPOSED FOURTH QUARTER BUDGET ADJUSTMENT REQUESTS - SUMMARY AND DETAIL - ALL FUNDS

TENTATIVE BUDGET REQUESTS			FY 2024-25	Current YTD	Current Budget	FY 2024-25
EXHIBIT B	Head Count Status	Current Head Count	Current Approved Budget As of Date:	10/17/2025	Increase (Decrease)	Proposed Amendment Requests
CONTRACTED SERVICES						
290-5-6172-521200 Professional Services			17,250	13,593	(3,556)	13,694
290-5-6172-522000 Festivals & Events			4,100	6,489	2,389	6,489
290-5-6172-522160 Special Events			500	250	(250)	250
290-5-6172-523200 Communications			500	482	(18)	482
290-5-6172-523300 Advertising			1,000	1,238	310	1,310
290-5-6172-523500 Travel			482	482	1	483
290-5-6172-523600 Dues & Fees			700	1,654	1,010	1,710
TOTAL CONTRACTED SERVICES			24,532	24,188	(114)	24,418
SUPPLIES & MINOR EQPT						
290-5-6172-531100 Supplies			10,000	6,061	(3,898)	6,102
290-5-6172-531230 Electricity			9,200	6,482	(2,700)	6,500
290-5-6172-531600 Small Eqpmt/Furn<5000			2,507	7,944	5,438	7,945
290-5-6172-531700 Other Supplies			7,000	2,706	(4,292)	2,708
TOTAL SUPPLIES & MINOR EQPT			28,707	23,193	(5,452)	23,255
TOTAL Depot Museum			161,794	161,546	44	161,838
DEPARTMENT - Economic Development						
CONTRACTED SERVICES						
290-5-7520-522200 Repairs and Maintenanc			2,987	0	(2,987)	0
290-5-7520-523600 Dues and Fees			10,000	10,000	0	10,000
TOTAL CONTRACTED SERVICES			12,987	10,000	(2,987)	10,000

CITY OF HAPEVILLE
FY2024-2025 PROPOSED FOURTH QUARTER BUDGET ADJUSTMENT REQUESTS - SUMMARY AND DETAIL - ALL FUNDS

TENTATIVE BUDGET REQUESTS			FY 2024-25	Current YTD	Current Budget	FY 2024-25
EXHIBIT B	Head Count Status	Current Head Count	Current Approved Budget As of Date:	10/17/2025	Increase (Decrease)	Proposed Amendment Requests
SUPPLIES & MINOR EQPT						
290-5-7520-531100 Supplies			1,082	0	(1,082)	0
TOTAL SUPPLIES & MINOR EQPT			1,082	0	(1,082)	0
CAPITAL OUTLAYS > \$5000						
290-5-7520-541200 Site Improvements			18,500	18,580	17,680	36,180
TOTAL CAPITAL OUTLAYS > \$5000			18,500	18,580	17,680	36,180
TOTAL Economic Development			32,569	28,580	13,611	46,180
TOTAL EXPENDITURES			911,699	734,817	(157,367)	754,332
REVENUE OVER/(UNDER) EXPENDITURES			1	(149,214)	(1)	(0)

CITY OF HAPEVILLE
FY2024-2025 PROPOSED FOURTH QUARTER BUDGET ADJUSTMENT REQUESTS - SUMMARY AND DETAIL - ALL FUNDS

TENTATIVE BUDGET REQUESTS			FY 2024-25	Current YTD	Current Budget	FY 2024-25
EXHIBIT B	Head Count Status	Current Head Count	Current Approved Budget As of Date:	10/17/2025	Increase (Decrease)	Proposed Amendment Requests
301-CAPITAL PROJECTS FUND						
REVENUES						
INTERGOVERNMENTAL REV						
301-0-0000-331347 DOT - LMIG Program Rev			80,003	178,154	98,151	178,154
301-0-0000-331486 CDBG - Sidewalks--CDBG			100,000	0	(98,200)	1,800
301-0-0000-331488 CDBG Revenues			1,800	0	83,200	85,000
TOTAL INTERGOVERNMENTAL REV			181,803	178,154	83,151	264,954
OTHER FINANCING SOURCES						
301-0-0000-391350 Transfer from T-SPLOST			196,655	0	(0)	196,655
TOTAL OTHER FINANCING SOURCES			196,655	0	(0)	196,655
TOTAL REVENUE			378,458	178,154	83,151	461,609
CAPITAL OUTLAYS > \$5000						
301-5-5920-541360 CDBG			201,800	185,710	(15,000)	186,800
301-5-5920-541375 DOT -LMIG Program Expe			176,658	8,648	98,151	274,809
TOTAL CAPITAL OUTLAYS > \$5000			378,458	194,358	83,151	461,609
TOTAL EXPENDITURES			378,458	194,358	83,151	461,609
REVENUE OVER/(UNDER) EXPENDITURES			0	(16,204)	(0)	(0)

CITY OF HAPEVILLE
FY2024-2025 PROPOSED FOURTH QUARTER BUDGET ADJUSTMENT REQUESTS - SUMMARY AND DETAIL - ALL FUNDS

TENTATIVE BUDGET REQUESTS			FY 2024-25	Current YTD	Current Budget	FY 2024-25
EXHIBIT B	Head Count Status	Current Head Count	Current Approved Budget As of Date:	10/17/2025	Increase (Decrease)	Proposed Amendment Requests
350-T-SPLOST						
REVENUES						
TAXES						
350-0-0000-313500 T-SPLOST 2 Revenue			1,200,000	1,353,898	280,000	1,480,000
TOTAL TAXES			1,200,000	1,353,898	280,000	1,480,000
OTHER FINANCING SOURCES						
350-0-0000-395250 PY Fund Balance Alloc			726,655	0	(726,655)	0
TOTAL OTHER FINANCING SOURCES			726,655	0	(726,655)	0
TOTAL REVENUE			1,926,655	1,353,898	(446,655)	1,480,000
DEPARTMENTAL EXPENDITURES						
CAPITAL OUTLAYS > \$5000						
350-5-5920-541202 Loop Road-Paving-TSP 2			200,000	252,802	52,802	252,802
350-5-5920-541205 Dogwood-Ped. Imp-TSP 2			1,000,000	116,370	(779,457)	220,543
350-5-5920-541208 Traffic Signage-TSP 2			80,000	17,545	0	80,000
350-5-5920-541272 Earmark Loop Road			0	0	0	0
350-5-5920-542100 TSPLOST - Technical			0	0	0	0
350-5-5920-542102 TSPLOST-Tech-TSP 2			450,000	0	280,000	730,000
350-5-5920-542120 TSPLOST Capital			0	0	0	0
TOTAL CAPITAL OUTLAYS > \$5000			1,730,000	386,717	(446,655)	1,283,345
INTERFUND TRANSACTIONS						
350-5-9100-590301 Transfer to Capital Pr			196,655	0	(0)	196,655
TOTAL INTERFUND TRANSACTIONS			196,655	0	(0)	196,655
TOTAL OTHER FINANCING USES			196,655	0	(0)	196,655
TOTAL EXPENDITURES			1,926,655	386,717	(446,655)	1,480,000
REVENUE OVER/(UNDER) EXPENDITURES			0	967,182	0	0

CITY OF HAPEVILLE
FY2024-2025 PROPOSED FOURTH QUARTER BUDGET ADJUSTMENT REQUESTS - SUMMARY AND DETAIL - ALL FUNDS

TENTATIVE BUDGET REQUESTS			FY 2024-25	Current YTD	Current Budget	FY 2024-25
EXHIBIT B	Head Count Status	Current Head Count	Current Approved Budget As of Date:	10/17/2025	Increase (Decrease)	Proposed Amendment Requests
505-WATER & SEWER FUND						
REVENUES						
CHARGES FOR SERVICES						
505-0-0000-341191 Return Check Fees			500	714	215	715
505-0-0000-341900 Water/Sewer Misc			24,100	550	(23,550)	550
505-0-0000-344210 Water Charges			3,200,000	3,240,444	41,000	3,241,000
505-0-0000-344211 Water Tap Fee			200,000	31,520	(168,000)	32,000
505-0-0000-344230 Sewage Charges			1,800,000	1,782,415	(17,000)	1,783,000
505-0-0000-344231 Sewer Tap Fee			75,000	19,425	(55,000)	20,000
505-0-0000-344290 Late Fee			150,000	83,556	(66,000)	84,000
TOTAL CHARGES FOR SERVICES			5,449,600	5,158,624	(288,335)	5,161,265
MISC REVENUE						
505-0-0000-389000 M.O.S.T.			1,200,000	1,186,737	215,000	1,415,000
TOTAL MISC REVENUE			1,200,000	1,186,737	215,000	1,415,000
TOTAL REVENUE			6,649,600	6,345,361	(73,335)	6,576,265
505-WATER & SEWER FUND						
DEPARTMENT - SEWAGE COLLECTION & DISPO						
SUPPLIES & MINOR EQPT						
505-5-4330-531210 Water/Sewerage			600,000	446,883	0	600,000
TOTAL SUPPLIES & MINOR EQPT			600,000	446,883	0	600,000
TOTAL SEWAGE COLLECTION & DISPO			600,000	446,883	0	600,000

CITY OF HAPEVILLE
FY2024-2025 PROPOSED FOURTH QUARTER BUDGET ADJUSTMENT REQUESTS - SUMMARY AND DETAIL - ALL FUNDS

TENTATIVE BUDGET REQUESTS			FY 2024-25	Current YTD	Current Budget	FY 2024-25
EXHIBIT B	Head Count Status	Current Head Count	Current Approved Budget As of Date:	10/17/2025	Increase (Decrease)	Proposed Amendment Requests
DEPARTMENT - WATER SUPPLY						
DEPARTMENTAL EXPENDITURES						
PERSONNEL SERVICES	FULLY LOADED					
505-5-4420-511100 Regular Employees	ACTIVE - FTE	8.75	447,251	503,043	58,208	505,459
505-5-4420-511300 Overtime	ACTIVE - PT	0	110,000	117,246	8,000	118,000
505-5-4420-511335 Incentive Wages-(1TP)	VACANT - FTE	0	8,731	8,731	(0)	8,731
505-5-4420-512100 Group Insurance	VACANT - PT	0	73,460	88,228	14,768	88,228
505-5-4420-512200 Social Security FICA C			35,091	37,640	3,556	38,647
505-5-4420-512300 Medicare			8,207	8,803	831	9,038
505-5-4420-512400 Retirement Contributio			129,048	131,723	2,675	131,723
505-5-4420-512700 Worker's Compensation			2,016	5,250	3,234	5,250
TOTAL PERSONNEL SERVICES	TOTAL HEAD CT	8.75	813,802	900,663	91,271	905,073
CONTRACTED SERVICES						
505-5-4420-521200 Professional			160,000	157,907	0	160,000
505-5-4420-522200 Repairs & Maintenance			500,000	2,271,837	1,772,000	2,272,000
505-5-4420-522203 M.O.S.T. Expenses			2,189,332	720,914	(1,468,000)	721,332
505-5-4420-523200 Communications			45,000	47,828	2,830	47,830
505-5-4420-523210 Information Technology			10,740	767	(9,940)	800
505-5-4420-523400 Printing & Binding			5,000	2,717	(2,000)	3,000
505-5-4420-523500 Travel			248	1,128	890	1,138
505-5-4420-523600 Dues & Fees			23,320	37,476	14,500	37,820
505-5-4420-523700 Education & Training			2,000	1,654	0	2,000
505-5-4420-523900 Other			315	315	0	315
TOTAL CONTRACTED SERVICES			2,935,955	3,242,542	310,280	3,246,235
SUPPLIES & MINOR EQPT						
505-5-4420-531100 Supplies			200,000	174,665	(25,000)	175,000
505-5-4420-531220 Natural Gas			10,500	7,041	(3,500)	7,000
505-5-4420-531230 Electricity			18,500	15,689	(1,300)	17,200
505-5-4420-531270 Gasoline/Diesel			48,000	51,680	5,520	53,520
505-5-4420-531600 Small Eqpmt/Furn<5000			8,800	26,385	17,550	26,350
TOTAL SUPPLIES & MINOR EQPT			285,800	275,460	(6,730)	279,070

CITY OF HAPEVILLE
FY2024-2025 PROPOSED FOURTH QUARTER BUDGET ADJUSTMENT REQUESTS - SUMMARY AND DETAIL - ALL FUNDS

TENTATIVE BUDGET REQUESTS			FY 2024-25	Current YTD	Current Budget	FY 2024-25
EXHIBIT B	Head Count Status	Current Head Count	Current Approved Budget As of Date:	10/17/2025	Increase (Decrease)	Proposed Amendment Requests
CAPITAL OUTLAYS > \$5000						
505-5-4420-541400 Infrastructure			0	0	0	0
505-5-4420-541600 Infrastructure-CIP-ATL			123,000	334,683	211,683	334,683
505-5-4420-542410 Technology			14,900	21,887	22,000	36,900
505-5-4420-542500 Equipment			0	17,027	17,100	17,100
TOTAL CAPITAL OUTLAYS > \$5000			137,900	373,597	250,783	388,683
DEPRECIATION & AMORT						
505-5-4420-561000 Depreciation			490,000	0	0	490,000
TOTAL DEPRECIATION & AMORT			490,000	0	0	490,000
DEBT SERVICE						
505-5-4420-580600 PRIN & INT EXP GEFA			61,440	61,432	0	61,440
505-5-4420-582109 Trf to Dev Auth-2019A			106,800	110,004	3,300	110,100
505-5-4420-583100 Trf to Dev Auth 2014 A			490,000	533,750	44,000	534,000
TOTAL DEBT SERVICE			658,240	705,187	47,300	705,540
505-WATER & SEWER FUND						
DEPARTMENT - WATER SUPPLY						
DEPARTMENTAL EXPENDITURES						
TOTAL WATER SUPPLY			5,321,697	5,497,449	692,905	6,014,602
505-WATER & SEWER FUND						
DEPARTMENT - WATER DISTRIBUTION						
SUPPLIES & MINOR EQPT						
505-5-4440-531510 Water Purchases For Re			1,600,000	1,377,040	(200,000)	1,400,000
TOTAL SUPPLIES & MINOR EQPT			1,600,000	1,377,040	(200,000)	1,400,000

**CITY OF HAPEVILLE
 FY2024-2025 PROPOSED FOURTH QUARTER BUDGET ADJUSTMENT REQUESTS - SUMMARY AND DETAIL - ALL FUNDS**

TENTATIVE BUDGET REQUESTS			FY 2024-25	Current YTD	Current Budget	FY 2024-25
EXHIBIT B	Head Count Status	Current Head Count	Current Approved Budget As of Date:	10/17/2025	Increase (Decrease)	Proposed Amendment Requests
CAPITAL OUTLAYS > \$5000						
505-5-4440-542500 Equipment			10,000	0	(10,000)	0
TOTAL CAPITAL OUTLAYS > \$5000			10,000	0	(10,000)	0
TOTAL WATER DISTRIBUTION			1,610,000	1,377,040	(210,000)	1,400,000
TOTAL EXPENDITURES			7,531,697	7,321,372	482,905	8,014,602
REVENUE OVER/(UNDER) EXPENDITURES			(882,097)	(976,011)	(556,240)	(1,438,337)

CITY OF HAPEVILLE
FY2024-2025 PROPOSED FOURTH QUARTER BUDGET ADJUSTMENT REQUESTS - SUMMARY AND DETAIL - ALL FUNDS

TENTATIVE BUDGET REQUESTS			FY 2024-25	Current YTD	Current Budget	FY 2024-25
EXHIBIT B	Head Count Status	Current Head Count	Current Approved Budget As of Date:	10/17/2025	Increase (Decrease)	Proposed Amendment Requests
506-STORMWATER FUND						
REVENUES						
CHARGES FOR SERVICES						
506-0-0000-344210 Stormwater Charges-CY			260,000	202,300	(57,000)	203,000
506-0-0000-344215 Stormwater Charges-PY			50,000	49,519	0	50,000
TOTAL CHARGES FOR SERVICES			310,000	251,819	(57,000)	253,000
TOTAL REVENUE			310,000	251,819	(57,000)	253,000
DEPARTMENTAL EXPENDITURES						
PERSONNEL SERVICES	FULLY LOADED					
506-5-4320-511100 Regular Employees	ACTIVE - FTE	2	88,848	92,244	3,623	92,471
506-5-4320-511300 Overtime	ACTIVE - PT	0	8,000	11,123	3,300	11,300
506-5-4320-511335 Incentive Wages-(1TP)	VACANT - FTE	0	1,741	1,741	(0)	1,741
506-5-4320-512100 Group Insurance	VACANT - PT	0	16,791	17,798	1,007	17,798
506-5-4320-512200 Social Security FICA C			6,113	6,330	415	6,528
506-5-4320-512300 Medicare			1,430	1,481	97	1,527
506-5-4320-512400 Retirement Contributio			22,479	23,441	962	23,441
506-5-4320-512700 Worker's Compensation			420	0	(420)	0
TOTAL PERSONNEL SERVICES	TOTAL HEAD CT	2	145,821	154,158	8,983	154,804
CONTRACTED SERVICES						
506-5-4320-521200 Professional			150	290	150	300
506-5-4320-521300 Technical			50,000	33,914	(16,000)	34,000
506-5-4320-522200 Repairs & Maintenance			50,000	171,433	370,000	420,000
TOTAL CONTRACTED SERVICES			100,150	205,637	354,150	454,300
SUPPLIES & MINOR EQPT						
506-5-4320-531100 Supplies			4,004	0	(4,004)	0
TOTAL SUPPLIES & MINOR EQPT			4,004	0	(4,004)	0

CITY OF HAPEVILLE
FY2024-2025 PROPOSED FOURTH QUARTER BUDGET ADJUSTMENT REQUESTS - SUMMARY AND DETAIL - ALL FUNDS

TENTATIVE BUDGET REQUESTS			FY 2024-25	Current YTD	Current Budget	FY 2024-25
EXHIBIT B	Head Count Status	Current Head Count	Current Approved Budget As of Date:	10/17/2025	Increase (Decrease)	Proposed Amendment Requests
CAPITAL OUTLAYS > \$5000						
506-5-4320-542500 Equipment			7,000	0	(7,000)	0
TOTAL CAPITAL OUTLAYS > \$5000			7,000	0	(7,000)	0
DEPRECIATION & AMORT						
506-5-4320-561000 Depreciation			33,000	0	0	33,000
TOTAL DEPRECIATION & AMORT			33,000	0	0	33,000
TOTAL EXPENDITURES			289,975	359,795	352,129	642,104
REVENUE OVER/(UNDER) EXPENDITURES			20,025	(107,976)	(409,129)	(389,104)

CITY OF HAPEVILLE
FY2024-2025 PROPOSED FOURTH QUARTER BUDGET ADJUSTMENT REQUESTS - SUMMARY AND DETAIL - ALL FUNDS

TENTATIVE BUDGET REQUESTS			FY 2024-25	Current YTD	Current Budget	FY 2024-25
EXHIBIT B	Head Count Status	Current Head Count	Current Approved Budget As of Date:	10/17/2025	Increase (Decrease)	Proposed Amendment Requests
540-SOLID WASTE FUND						
REVENUES						
CHARGES FOR SERVICES						
540-0-0000-344110 Refuse Collection Char			700,000	737,539	37,600	737,600
540-0-0000-344115 Refuse Collection - Mi			2,500	320	(2,180)	320
540-0-0000-344130 Solid Waste Scrap			2,600	0	(2,600)	0
540-0-0000-344140 Allied Waste Commissio			3,050	750	(2,300)	750
540-0-0000-344150 Clean & Green Revenue			18,000	41,624	23,700	41,700
540-0-0000-344290 Late Fee			10,000	7,807	(2,000)	8,000
TOTAL CHARGES FOR SERVICES			736,150	788,039	52,220	788,370
TOTAL REVENUE			736,150	788,039	52,220	788,370
PERSONNEL SERVICES	FULLY LOADED					
540-5-4510-511100 Regular Employees	ACTIVE - FTE	3.50	110,006	91,946	(15,737)	94,269
540-5-4510-511300 Overtime	ACTIVE - PT	0	10,500	10,775	500	11,000
540-5-4510-511335 Incentive Wages-(1TP)	VACANT - FTE	0	2,155	1,707	0	2,155
540-5-4510-512100 Group Insurance	VACANT - PT	0	23,087	21,974	(1,113)	21,974
540-5-4510-512200 Social Security FICA C			7,605	6,153	(1,314)	6,291
540-5-4510-512300 Medicare			1,779	1,456	(291)	1,488
540-5-4510-512400 Retirement Contributio			27,968	33,513	5,545	33,513
540-5-4510-512700 Worker's Compensation			514	83	(431)	83
TOTAL PERSONNEL SERVICES	TOTAL HEAD CT	3.50	183,613	167,606	(12,841)	170,772
CONTRACTED SERVICES						
540-5-4510-521200 Professional Fees			0	302	200	200
540-5-4510-522110 Disposal service			200,000	191,190	0	200,000
540-5-4510-522200 Repairs & Maintenance			128,000	71,733	(28,000)	100,000
TOTAL CONTRACTED SERVICES			328,000	263,224	(27,800)	300,200

CITY OF HAPEVILLE
FY2024-2025 PROPOSED FOURTH QUARTER BUDGET ADJUSTMENT REQUESTS - SUMMARY AND DETAIL - ALL FUNDS

TENTATIVE BUDGET REQUESTS			FY 2024-25	Current YTD	Current Budget	FY 2024-25
EXHIBIT B	Head Count Status	Current Head Count	Current Approved Budget As of Date:	10/17/2025	Increase (Decrease)	Proposed Amendment Requests
SUPPLIES & MINOR EQPT						
540-5-4510-531100 Supplies			100,000	10,969	(80,000)	20,000
540-5-4510-531270 Gasoline/Diesel			38,000	35,103	(900)	37,100
TOTAL SUPPLIES & MINOR EQPT			138,000	46,072	(80,900)	57,100
DEPRECIATION & AMORT						
540-5-4510-561000 Depreciation			800	0	(800)	0
TOTAL DEPRECIATION & AMORT			800	0	(800)	0
DEBT SERVICE						
540-5-4510-580405 Vehicles - Principal			64,656	64,656	56	64,712
540-5-4510-582405 Vehicles - Interest			19,178	19,178	143	19,321
TOTAL DEBT SERVICE			83,834	83,833	199	84,033
TOTAL EXPENDITURES			734,247	560,735	(122,142)	612,105
REVENUE OVER/(UNDER) EXPENDITURES			1,903	227,304	174,362	176,265

1 **STATE OF GEORGIA**
2 **CITY OF HAPEVILLE**

3
4 **ORDINANCE NO. _____**

5
6 **AN ORDINANCE TO AMEND THE ANNUAL BUDGET FOR THE 2024 - 2025**
7 **FISCAL YEAR TO REFLECT THE ADJUSTMENT OF REVENUE AND**
8 **EXPENDITURES PURSUANT TO SECTION 17-2-3 OF THE CODE OF ORDINANCES,**
9 **CITY OF HAPEVILLE, GEORGIA; TO PROVIDE FOR SEVERABILITY; TO REPEAL**
10 **CONFLICTING ORDINANCES; TO PROVIDE AN EFFECTIVE DATE; AND TO**
11 **PROVIDE FOR OTHER LAWFUL PURPOSES.**

12
13 **WHEREAS**, the mayor and council shall have full power and authority to provide for the
14 execution of all powers, functions, rights, privileges, duties and immunities of the city, its officers,
15 agencies, or employees granted by the City of Hapeville’s Charter or by state law; and,

16
17 **WHEREAS**, the municipal government of the City of Hapeville (hereinafter “City”) and
18 all powers of the City shall be vested in the mayor and council. The mayor and council shall be
19 the legislative body of the City; and,

20
21 **WHEREAS**, the mayor and council approved the annual budget for the 2024 - 2025
22 fiscal year on 09/17/2024; and

23
24 **WHEREAS**, accounting standards require the use of year-end adjustments for accrual
25 accounting, and amendments to the Fiscal Year 2024 - 2025 budget are needed to apply the
26 adjustments to budgeted revenues and expenditures in compliance with State law; and

27
28 **WHEREAS**, every official act of the mayor and council which is to become law shall be
29 by ordinance;

30
31 **WHEREAS**, the governing authority of the City finds it desirable to amend the 2024 -
32 2025 fiscal year annual budget.

33
34 **BE IT, AND IT IS HEREBY ORDAINED BY THE MAYOR AND COUNCIL OF**
35 **THE CITY OF HAPEVILLE, GEORGIA THAT:**

36
37 **Section One.** That the Fiscal Year 2024 - 2025 Annual Budget be amended to reflect
38 the adjustment of revenues and expenditures as follows:

39
40 See Attachment labeled as “**Exhibit A**”. Exhibit A shall be incorporated fully herein by
41 reference.

42
43 **Section Two. Codification and Certify.** This Ordinance adopted hereby shall be codified
44 and certified in a manner consistent with the laws of the State of Georgia and the City.

47 **Section Three. Severability.**
48

49 (a) It is hereby declared to be the intention of the Mayor and Council that all sections,
50 paragraphs, sentences, clauses and phrases of this Ordinance are or were, upon their enactment,
51 believed by the Mayor and Council to be fully valid, enforceable and constitutional.
52

53 (b) It is hereby declared to be the intention of the Mayor and Council that, to the greatest
54 extent allowed by law, each and every section, paragraph, sentence, clause or phrase of this
55 Ordinance is severable from every other section, paragraph, sentence, clause or phrase of this
56 Ordinance. It is hereby further declared to be the intention of the Mayor and Council that, to the
57 greatest extent allowed by law, no section, paragraph, sentence, clause or phrase of this Ordinance
58 is mutually dependent upon any other section, paragraph, sentence, clause or phrase of this
59 Ordinance.
60

61 (c) In the event that any phrase, clause, sentence, paragraph or section of this Ordinance
62 shall, for any reason whatsoever, be declared invalid, unconstitutional or otherwise unenforceable
63 by the valid judgment or decree of any court of competent jurisdiction, it is the express intent of
64 the Mayor and Council that such invalidity, unconstitutionality or unenforceability shall, to the
65 greatest extent allowed by law, not render invalid, unconstitutional or otherwise unenforceable any
66 of the remaining phrases, clauses, sentences, paragraphs or sections of the Ordinance and that, to
67 the greatest extent allowed by law, all remaining phrases, clauses, sentences, paragraphs and
68 sections of the Ordinance shall remain valid, constitutional, enforceable, and of full force and
69 effect.
70

71 **Section Four. Repeal of Conflicting Ordinances.** All ordinances and parts of ordinances
72 in conflict herewith are hereby expressly repealed.
73

74 **Section Five. Effective Date.** The effective date of this Ordinance shall be the date of
75 adoption unless otherwise stated herein.
76

77 **ORDAINED** this _____ day of _____, 2025.

78 **CITY OF HAPEVILLE, GEORGIA**
79
80

81
82
83 _____
84 **Alan Hallman, Mayor**
85

86 **ATTEST:**
87
88
89

90 _____
91 Sharee Steed, City Clerk

92
93
94
95
96
97
98
99

APPROVED BY:

City Attorney



CIVILITY PLEDGE

The way we govern ourselves is often as important as the positions we take. Our collective decisions will be better when differing views have had the opportunity to be fully vetted and considered. All people have the right to be treated with respect, courtesy and openness. We value all input. We commit to conduct ourselves at all times with civility and courtesy to each other.

ALAN HALLMAN
MAYOR

MIKE RAST
ALDERMAN AT LARGE

BRETT REICHERT
COUNCILMAN AT
LARGE

MARK ADAMS
COUNCILMAN WARD I

CHLOE ALEXANDER
COUNCILMAN WARD II

MAYOR AND COUNCIL REGULAR SESSION

Join in person at 700 Doug Davis Drive, Hapeville, GA 30354 Or, visit the City's Website for live stream at <https://hapeville.org/562/Agendas-and-Minutes>

October 7, 2025 6:00 PM

MINUTES

1. **CALL TO ORDER:** by Mayor Hallman at 6:03 PM.
2. **ROLL CALL:** All members of the Council were present, thereby constituting a quorum.
 - Alan Hallman
 - Mike Rast
 - Brett Reichert
 - Mark Adams
 - Chloe Alexander
3. **WELCOME:** Mayor Hallman welcomed all to the October 7th meeting.
4. **PLEDGE OF ALLEGIANCE:** The Pledge of Allegiance was recited in unison.
5. **INVOCATION:** Given by Rev. Johnnetta Johnson

AMEND AGENDA:

MOTION: Alderman Rast made a motion to amend the agenda removing Item 6.III – *Consideration and Action to Surplus Captain Mark Bradberry's Service Weapon, Badge, and Retiree ID Card* and, adding an item under New Business – *Consideration and Action to Approve the Street Closure for Hapeville Elementary's Hispanic Heritage Festival*; Councilman Alexander provided a second. **The motion carried with a vote of 4-0.**

6. PRESENTATIONS:

- 6.I. Proclamation Honoring the Hapeville Service League for 75 Years of Service to the Community.

Mayor Hallman presented and read a proclamation into the record recognizing the Hapeville Service League for 75 years of dedicated community service. He highlighted the organization's enduring commitment to the City of Hapeville, noting that members volunteered for over 5,000 hours during the current year. The Mayor expressed appreciation for their continued service and impact on the community.

- 6.II. Recognition of Newly Certified Firefighters.

Fire Chief Nick Condrey introduced the department's newest firefighters, acknowledging their completion of a 10-week intensive training program. Firefighters Joshua Stevens, Jeremiah Freed, Jacob Turner, and Trey Long were formally sworn in. Chief Condrey acknowledged Division Chief Joey Overton for leading their training

- 6.III. ~~Consideration and Action to Surplus Captain Mark Bradberry's Weapon, Badge, and Retiree ID Card.~~ -**Removed**

6.IV. Recognition of Captain Mark Bradberry in Honor of His Retirement and Years of Dedicated Service.

Police Chief Bruce Hedley and Captain Justin McGinnis recognized Captain Mark Bradberry for his 30 years of service with the Hapeville Police Department. Sgt. Stephen Cushing performed a ceremonial retirement bell ringing. Captain Bradberry delivered heartfelt remarks, including a poem reflecting on his career and faith.

7. **PUBLIC HEARING:**

7.I. Consideration and Action to Approve the set 2025 Millage Rate at 17.509 Mills.

Staff Comments: Finance Director Randy Brewer and City Manager Tim Young presented the final 2025 millage rate to the Mayor and Council. Mr. Young stated that the budget discussions over the past three months had been thorough, and that staff had carefully reviewed and refined the financial data. He emphasized that the recommended millage rate represents a fair and reasonable proposal in support of the City's fiscal responsibilities.

Public Comments: No public comments were made during the hearing.

DISCUSSION: Councilman Reichert stated that he had no questions but wanted to clarify a point regarding the language used in the agenda. He noted that the phrasing at the top of page two, which reads that the gross assessments are "\$589 million lower than," may be misleading. He suggested that the statement likely needed a comma for better clarity.

MOTION: Councilman Alexander made a motion to approve the set 2025 Millage Rate at 17.509 Mills; Alderman Rast provided a second. **The motion carried with a vote of 4-0.**

8. **QUESTIONS ON AGENDA ITEMS:** There were no questions on agenda items at this meeting.

9. **CONSENT AGENDA:**

9.I. Consideration and Action to Approve September 16, 2025, Mayor and Council Meeting Minutes.

9.II. Consideration and Action to Approve September 16, 2025, Executive Session Meeting Minutes.

MOTION: Councilman Adams motioned to approve the consent agenda; Councilman Alexander provided a second. **The motion carried with a vote of 4-0.**

10. **OLD BUSINESS:** There were no old business items at this meeting.

11. **NEW BUSINESS:**

11.I. Consideration and Action to Approve a Resolution Amending the Special Tax District to Include New Structures. **Resolution 2025-09**

MOTION: Alderman Rast motioned to approve a Resolution Amending the Special Tax District to Include New Structures (**Resolution 2025-09**); Councilman Alexander provided a second. **The motion carried with a vote of 4-0.**

11. II. Consideration and Action to Approve the Street Closure for Hapeville Elementary's Hispanic Heritage Festival.

MOTION: Councilman Adams motioned to approve the Street Closure for Hapeville Elementary's Hispanic Heritage Festival.; Councilman Reichert provided a second. **The motion carried with a vote of 4-0.**

12. **CITY MANAGER REPORTS:** City Manager Tim Young reported that the City has officially entered the fourth quarter of the calendar year and the first quarter of the fiscal year. He noted that the City successfully closed out the month of September and is on track for a strong annual audit. Preliminary projections indicate a potential increase to the General Fund reserve. Mr. Young thanked City staff and volunteers for their hard work over the past weekend, which included youth football games and the Gallery Crawl event. He acknowledged the collective effort involved, including logistical support.

He also announced several upcoming community events:

- **Faith and Blue** on Friday, October 11, at 6:00 PM at Jess Lucas Park
- **Chili Cook-Off** on Saturday, October 18
- **Día de los Muertos** on Saturday, October 25

Finally, Mr. Young shared that the Finance Department is actively inputting the adopted FY2025–2026 budget and preparing for the FY2024–2025 audit, stating that the City is continually balancing both budget and audit responsibilities. He thanked staff once again for their continued dedication.

13. PUBLIC COMMENTS:

1. Jermone Newell

14. MAYOR AND COUNCIL COMMENTS:

Councilman Alexander had no further comments.

Alderman Rast had no further comments.

Councilman Adams thanked everyone for attending the meeting and for participating in their local government. He expressed his regrets that he would not be present for the Faith and Blue event on Friday, October 11, as he will be traveling to Chicago to participate in his very first marathon

Councilman Reichert echoed compliments to the Main Street staff and board for organizing another extraordinary Gallery Crawl event over the weekend. He expressed his appreciation for the community turnout and noted how meaningful it was to see visitors from across the region engaging with Hapeville’s local art scene and learning more about the city. He acknowledged the hard work and long hours that go into setting up and taking down such events. He humorously shared that his own golf cart failed at the end of the evening, and he was grateful for the assistance of exhausted staff who helped him, calling the experience both humbling and heartwarming.

Mayor Hallman expressed appreciation to everyone who attended the meeting. He extended congratulations to Captain Bradberry, noting that although he is retiring, he will continue to serve the City as a reserve officer. The Mayor also congratulated the four new firefighters and commended Chief Condrey for his leadership. He acknowledged that the job of firefighter continues to get more demanding and emphasized the importance of welcoming younger personnel to help with the heavy lifting.

15. EXECUTIVE SESSION: An executive session meeting was not conducted at this meeting.

16. ADJOURN: With no further business, Mayor Hallman called for a motion to adjourn.

MOTION: Alderman Rast motioned to adjourn at 6:48 PM; Councilman Adams provided a second.
The motion carried with a vote of 4-0.

Respectfully submitted,

Alan Hallman, Mayor

Sharee Steed, City Clerk

From: [Sharee Steed](#)
To: [Marja Rodriguez](#)
Subject: Oakdale Road
Date: Thursday, October 16, 2025 2:15:49 PM

From: Callie Short <[REDACTED]>
Sent: Wednesday, October 1, 2025 9:21 AM
To: Bruce Hedley <bhedley@hapeville.org>
Subject: Oakdale Road

Good Morning & Happy Wednesday !

Some residents of Cofield Park wanted to inquire about having Oakdale Rd closed during Halloween from Rose Ter to Campbell Circle.

It's always super crowded with vehicles and kids and with this year being on a Friday we would love to take precautions to keep everyone safe!

Please let us know how we can move forward with this .

We have plenty of parking on neighboring streets (Hope, Campbell, teaching Museum, Oakdale , ect) to accommodate cars .

Thanks


Callie Short

Frank Middlebrooks Realty, Inc

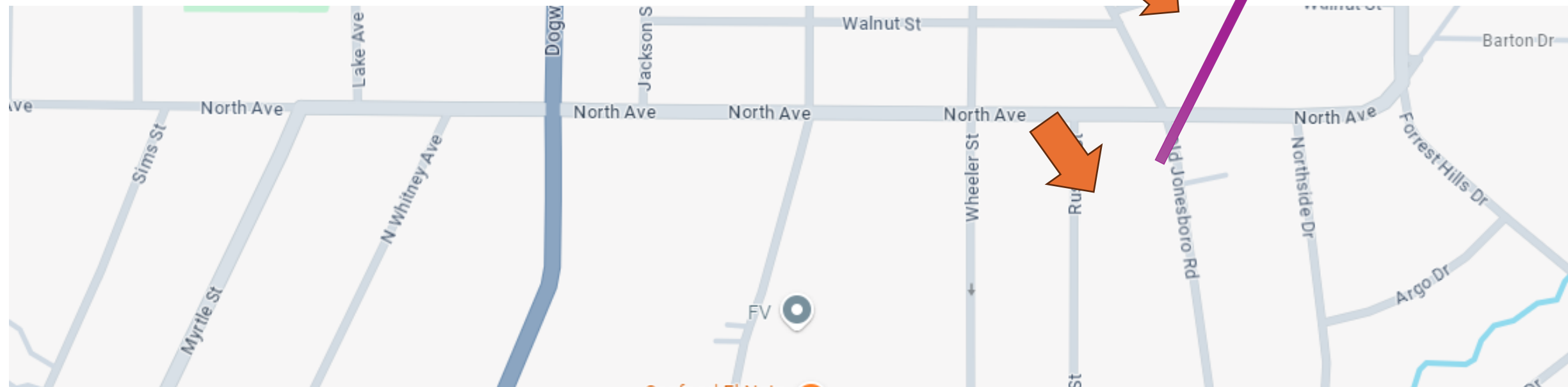
[REDACTED]

Halloween Night

Notice of Temporary
Variance: Halloween
Friday October 31, 2025
Time: 5:00 PM – 9:00 PM

 The Magenta Arrows show the direction of the selected One Way Streets.

 The Orange Arrows show the location of Traffic Barricades





Maria Rodriguez

From: Sharee Steed
Sent: Thursday, October 16, 2025 2:17 PM
To: Maria Rodriguez
Subject: FW: Online Form Submittal: Application For Temporary Road Closure Permit

From: noreply@civicplus.com <noreply@civicplus.com>
Sent: Sunday, August 24, 2025 1:30 PM
To: Bruce Hedley <bhedley@hapeville.org>; Fabiola Tadeo <ftadeo@hapeville.org>; Nicoma Rodriguez <nrodriguez@hapeville.org>
Subject: Online Form Submittal: Application For Temporary Road Closure Permit

Application For Temporary Road Closure Permit

Application For Temporary Road Closure Permit

Event Coordinators Name	Kathrine Beno-Valencia
Contact Number	[REDACTED]
Email Address	[REDACTED]
Mailing Address	[REDACTED]
City	Hapeville
State	GA
Zip	30354
Event Name	Hapeville Elementary School Fall Festival
Date and Hours of Closure	10/30/2025 3:00 pm-8:30 pm
Roadway to be closed	Scout St. from Marina St. to Claire Dr.

* Please attached a [IMG 3163.jpeg](#)
street map of the
requested street
closure*

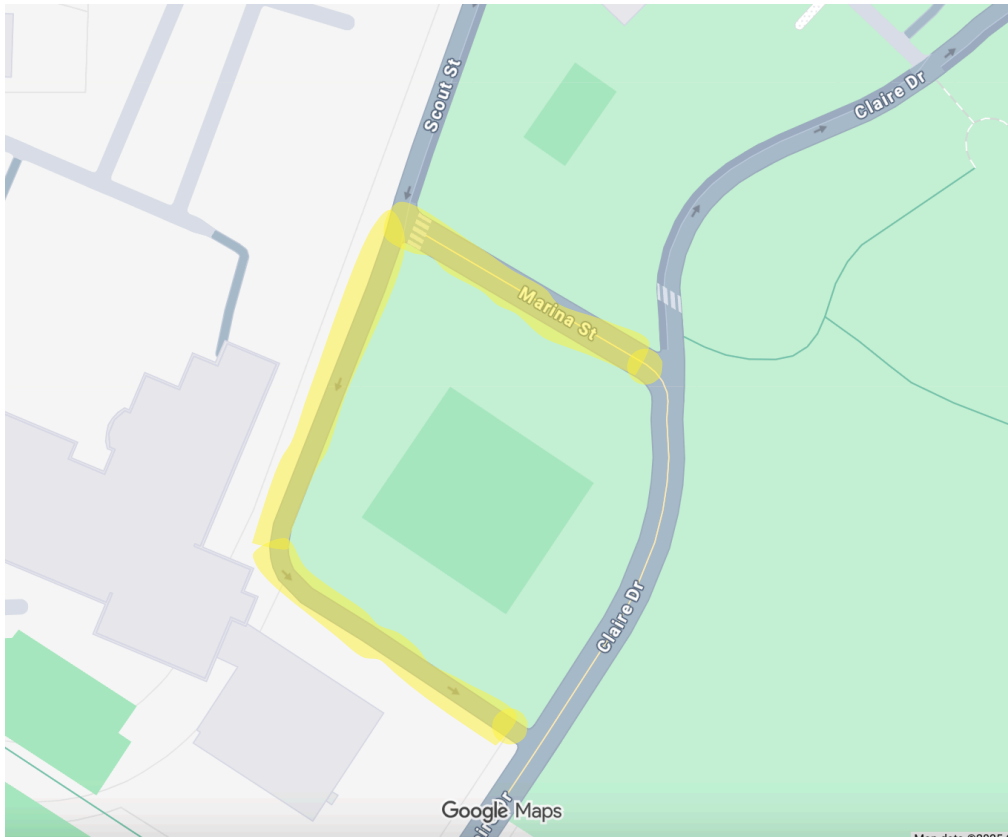
COMMENTS *Field not completed.*

Applicants Printed Name Kathrine Beno-Valencia

Date 08/24/2025

Internal Use Only *Field not completed.*

Email not displaying correctly? [View it in your browser.](#)



Application For Temporary Road Closure Permit

Event Coordinators Name	Leroy White
Contact Number	[REDACTED]
Email Address	leroy.white@delta.com
Mailing Address	1030 Delta Blvd - Dept 790
City	Atlanta
State	GA
Zip	30354
Event Name	Delta Team USA 5K Race
Date and Hours of Closure	11/08/2025 6am - 12pm
Roadway to be closed	International Blvd - S Central Ave - Custer Street - Lang Ave - Rainey Avenue - Orchard Street - Atlanta Avenue - College Street - South Fulton Avenue - Perkins Street
* Please attached a street map of the requested street closure*	Road Map.jpg
COMMENTS	Delta 5K Race will take place on 11/8; efforts have been coordinated with Hapeville PD contact Sgt. Marlene Williams - Edwards
Applicants Printed Name	Leroy White
Date	10/6/25
Internal Use Only	<i>Field not completed.</i>

Maria Rodriguez

From: Sharee Steed
Sent: Thursday, October 16, 2025 2:16 PM
To: Maria Rodriguez
Subject: FW: Online Form Submittal: Application For Temporary Road Closure Permit

From: noreply@civicplus.com <noreply@civicplus.com>
Sent: Monday, October 6, 2025 3:01 PM
To: Bruce Hedley <bhedley@hapeville.org>; Fabiola Tadeo <ftadeo@hapeville.org>; Nicoma Rodriguez <nrodriguez@hapeville.org>
Subject: Online Form Submittal: Application For Temporary Road Closure Permit

Application For Temporary Road Closure Permit

Application For Temporary Road Closure Permit

Event Coordinators Name	Leroy White
Contact Number	[REDACTED]
Email Address	leroy.white@delta.com
Mailing Address	1030 Delta Blvd - Dept 790
City	Atlanta
State	GA
Zip	30354
Event Name	Delta Team USA 5K Race
Date and Hours of Closure	11/08/2025 6am - 12pm
Roadway to be closed	International Blvd - S Central Ave - Custer Street - Lang Ave - Rainey Avenue - Orchard Street - Atlanta Avenue - College Street - South Fulton Avenue - Perkins Street

* Please attached a street map of the requested street closure*

[Road Map.jpg](#)

COMMENTS

Delta 5K Race will take place on 11/8; efforts have been coordinated with Hapeville PD contact Sgt. Marlene Williams - Edwards

Applicants Printed Name

Leroy White

Date

10/6/25

Internal Use Only

Field not completed.

Email not displaying correctly? [View it in your browser.](#)





St. John the Evangelist Catholic School

240 Arnold Street • Hapeville, Georgia 30354 • phone: 404-767-4312 • fax: 404-767-0359

Memorandum of Understanding

This agreement is made and entered by and between
St. John the Evangelist Catholic School
(School/Facility owned and operated by Catholic Archdiocese of Atlanta)
And
Hoyt Smith Recreation Center
(Alternate Site Provider)

WHEREAS, the alternate site provider is authorized and empowered to enter into leases and building use agreements: and

WHEREAS, if St. John the Evangelist Catholic School should need to evacuate students and staff due to an emergency from one of its buildings or grounds, the school desires to identify a site where students and staff may be housed until they can be released. Since the alternate site provider could act as a temporary shelter, it is reasonable to set up an agreement outlining the terms; and

WHEREAS, St. John the Evangelist Catholic School desires to enter into an agreement for the emergency only use of the building for students and staff; and


WHEREAS, the alternate site provider understands and agrees that after meeting its responsibilities to its primary usage, it will permit the school to use its physical facilities as an emergency shelter in the event of a disaster;

NOW THEREFORE, in consideration of the mutual covenants and promises contained herein, it is agreed as follows:

1. The school shall exercise reasonable care in the use of the alternate facility. Should any supplies be used or damages occur to the physical facility, the Principal should report this information to the Risk Management Department within 24 hours of occurrence.
2. Adequate supervision, as approved by the Principal, will be present.
3. The alternate site provider shall make reasonable efforts to make a building available for emergency shelter use by the school with minimal notice.
4. This agreement shall commence upon the date of execution by both parties. This agreement will remain in force and effect for one year, but may be terminated by either party at any time upon receipt of a thirty day written notice.

WHEREFORE, this Agreement was entered into on the date set forth below and the undersigned, by execution hereof, represent that they are authorized to enter into this agreement on behalf of the respective parties and state that this agreement has been read and each provision is understood. Implementation of this agreement will be in accordance with the emergency operations plan for St. John the Evangelist School.

St. John the Evangelist Catholic School
(School and facility)



(Principal/ building Administrator)

10/7/25

(Date)

Hoyt Smith Recreation Center
(Alternate Site Location)

(Owner/ Manager)

(Date)

Tim Young

From: Lee Sudduth
Sent: Friday, October 17, 2025 11:34 AM
To: Tim Young
Subject: dog signs
Attachments: 91nvfh7dL_AC_SX466_.jpg

These are not heavy-duty signs, but they are not flimsy either. They could easily be placed around parks or neighborhood signs. These are \$33 for two of them. I would estimate you would need 40 signs for parks and neighborhood signs. That will run about **\$660**. If you want something on large posts that is like your normal *no parking sign* the price is probably going to be about \$40 for one sign. You then are looking at **\$1,600** for 40 of them.

Thanks, Lee

