Mayor and Council Session

Join in-person at 700 Doug Davis Drive, Hapeville, GA 30354
Or, visit the City's Website for live stream at
https://ga-hapeville3.civicplus.com/562/Agendas-and-Minutes

June 8, 2021 6:00 PM

Agenda

1. Call to Order
2. Roll Call
   Alan Hallman
   Mike Rast
   Travis Horsley
   Mark Adams
   Chloe Alexander
3. Welcome
4. Pledge of Allegiance
5. Invocation
6. Presentations

   6.I. Spin the District Presentation - ATL Airport District Convention & Visitors Bureau
   Cookie Smoak, President and Andria Towne, Vice President of Marketing and Technology

   Background:
   Ms. Smoak and Ms. Towne will present the overall logistics for this year's Spin the District Hapeville Criterium. The event is scheduled for Saturday, August 28, 2021.

   Documents:

   1. Spin_Hapeville pres_2021 v2

   6.II. LGBTQ+ Pride Month Proclamation

   Documents:

   1. LGBTQ+ Pride Month Proclamation
7. Public Hearing

7.I. Consideration on the 2021-2022 Budget Ordinance - 1st Reading

Background:

On May 18, 2021, the City staff presented the initial draft of Fiscal 2022 Hapeville Proposed Budget. The City advertised the public hearing in the South Fulton Neighborhood newspaper on May 19, 2021, and May 26, 2021. A copy of the draft budget is posted to the City's website, along with a physical copy of the detailed budget for public viewing at City Hall.

The global pandemic had a significant impact on local municipalities. However, Hapeville has weathered the storm and ended FY2021 in a better financial position than the original forecast. The stronger than planned ending gives us conservative optimism for Fiscal Year 2022.

This FY2022 budget calls for approximately 17.3M in General Fund expenditures. In comparison, the FY2021 budget has $16M in expenditures. The increase over last year is driven by the necessity of city building repairs, the Police Department's systematic vehicle replacement program, and purchases related to economic development. Operational inflows are budgeted at 16.3M supplemented by an apportionment from City Fund Balance of 1M. The anticipated revenue primarily consists of real and personal property tax, local option sales taxes, proceeds from loans, the American Rescue Plan (ARP) Funding, and hotel/motel tax. Finance expects to revisit the budget after it receives its approved tax digest from Fulton County and again three additional times or once a quarter to review and realign revenue and expenditures as the year progresses.

In fiscal year 2021, the City was successful in focusing on vehicle replacement and staff investments. In fiscal year 2022, the City will turn its attention to repairs and maintenance.

The proposed 2022 budget is our initial best estimate and projection for the next 12 months. As financial positions and actual circumstances change, Finance will continue to review, assess, and request budget amendments
Staff Comments:
Applicant Comments:
Public Comments:

Documents:

1. City of Hapeville_Budget Ordinance - FY 2022
2. Budget Book Master - FY2022 Exhibit A - 06-08-2021

8. Questions on Agenda Items

The public is encouraged to communicate their questions, concerns, and suggestions during Public Comments. The Council does listen to your concerns and will have Staff follow-up on any questions you raise. Any and all comments should be addressed to the Governing Body, not to the general public and delivered in a civil manner in keeping with common courtesy and decorum.

9. Consent Agenda

9.I. Approval of Minutes

1. Mayor and Council Work Session Drafted Minutes for May 18, 2021

9.II. Approval of Executive Sessions Minutes

Background:
Copies of the May 4th and May 18th Executive Session Minutes will be provided to the Mayor and Council prior to the start of the meeting.

9.III. Consideration And Action On Renewal Agreement With USIS, Inc. For Third Party Worker Compensation Claims Processing In The Amount Of $5,000 Service Fee, Repricing Fee Of $5.50 Per Medical Bill, And A 25% Network Savings Fee And To Authorize The Mayor To Sign All Necessary Documents.

Background:
Renewing this agreement will allow USIS, Inc. to continue to work as the City's third party administrator (TPA) for all workers compensation claims. No cost increase has been proposed for the service contract in the new FY. The overall costs for this service depend totally on the amount of claims activity experienced by the City. This is a routine budgeted item. Staff recommends approval of the contract agreement.

Documents:

1. 2021-2022 Hapeville - USIS Contract
2. 2020 Signed City of Hapeville
3. 05-05-2020 Minutes _ USIS Approval

9.IV. Consideration to enter into an Agreement with The National Main Street Center, Inc. for Hapeville Main Street Program

Background:
The National Main Street Center, Inc. operates a coordinating membership program, which is available statewide, regional or citywide. Agreement shows City in good standing and allows Coordinating Program (Hapeville) rights to use NMSC's name and trademarks, including Main Street America and Main Street.

Documents:

1. GA_2021 Accredited Member Sublicense Form_encrypted_

10. Old Business

10.I Discussion to Revise Food Truck Ordinance

.

Background:

At the City Council meeting on May 18, 20212021, the City Council discussed the food truck ordinance and requested staff provide a draft revised food truck ordinance:

The City Manager, City Planner, and City Attorney reviewed the current food truck ordinance and mobile food vendor sections of the City Code and are proposing the following modifications based upon four food truck scenarios:

1. Food Truck Court as a primary use. This scenario entails a vacant or undeveloped lot used solely as a food truck court.
2. Food Truck Court as an accessory use. This scenario may entail the use of a portion of a site for food trucks in addition to an alternate primary use.
3. Food Trucks located in a City-sponsored food truck court or in the public right-of-way. This scenario allows food trucks to locate in City lots designated as food truck courts, public parking lots or parking spaces / within the City's right-of-way.
4. Food Trucks as an ancillary use. This scenario allows for a property to have a food truck on-site for limited periods or special events.

Documents:

1. Planners Report Proposed Food Truck RevisionsJune 4 (002)

11. New Business

11.I Consideration and Action of Street Painting for "Pride".

.

Background:

In commemoration and support of our LGBTQ+ community, Councilman Adams would like to discuss having the Pride Colors permanently painted as a crosswalk within the City of Hapeville.

Documents:

1. LGBTQ+ Pride
2. Street Image A
3. Street Image B
4. Street Image C

11.II. Consideration and action on the request to hang banners utilize City services and close streets for the Spin District Event scheduled August 28, 2021.

Background:

The ATL Airport District presentation to Council demonstrated the overall logistics for the Spin the District event scheduled August 28, 2021. The ATL Airport District is requesting the closures of several roads within the City. The request is basic solely on the initiative for banners to be hung on City property, and the use of City Services (garbage, water, and staff) during the event. The location to hang banners include on the Jess Lucas Park Fence; Porche & South Central; & Post Office Green Space; and 18"x 24" yard signs for residents & businesses who volunteer to display them. The ATL Airport District is currently working with City Staff on the details of the road closures.

The proposed road closures includes Atlanta & College St.; Atlanta & Douglas Davis Dr.; College St. & S. Fulton St.; College St. & Perkins St.; College St. & Union Ave.; Union Ave. & Chestnut St.; Oak St. & Georgia Ave.; S. Fulton St. & Chestnut St.; Union Ave. & Oak St.

Documents:

1. 2021 Hapeville - Road Closure Permit v2 - Signed_Redacted
2. 2021 Hapeville Event Request Form v3 - Spin The District_Redacted
3. 2021 Hapeville Temporary Banner Permit v2 - Spin The District
4. Spin-the-District-Detour-Map-Hapeville_Hapeville Crit Map
5. SPIN-Hapeville-Banner2-10x4-2021

12. City Manager Report

13. Public Comments

Members of the public wishing to speak shall sign in with the City Clerk prior to the start of the meeting. Time limitations for Registered Comments are three (3) minutes per person. The total Registered Comment session shall not last more than fifteen (15) minutes unless extended by Council. Each member of the public, who fails to sign up with the City Clerk prior to the start of the meeting, wishing to address Mayor and Council shall have a total of two (2) minutes. The entire general comment session for Unregistered Comments shall not last more than ten (10) minutes unless extended by Council.

14. Mayor and Council Comments

15. Executive Session

When Executive Session is Required one will be called for the following issues: 1) Litigation O.C.G.A. §50-14-2; 2) Real Estate O.C.G.A. §50-14-3(b)(1); or 3) Personnel O.C.G.A. §50-14-3(b)(2).

16. Adjourn

Public involvement and citizen engagement is welcome as Hapeville operates a very open, accessible and transparent government. We do however remind our attendees/residents that there are times allocated for public comments on the agenda. In order for council to conduct their necessary business at each meeting, we respectfully ask that side-bar conversations and comments be reserved for the appropriate time during the meeting. This will allow the City Council to conduct the business at hand and afford our meeting attendees ample time for comments at the appropriate time during the meeting.

THE REVOLUTIONS RETURN

8.28.21

EVENT DETAILS

SATURDAY, August 28th, 2021
Downtown – Hapeville, GA

TIMES: **Road Closure times:** 8:00AM – 7:00PM
Racing times: 9:00AM – 6:30PM (approx.)

EVENT TYPE: Criterium Racing

EVENT HIGHLIGHTS:
Saturday, August 28th, 2021, will be an action-packed day full of fun for the whole family as Hapeville hosts the championship weekend of the USA CRITS SPEED WEEK series.

The city block course through Hapeville is situated alongside Jess Lucas Park. In addition to great racing, attendees will be able to enjoy great food and a cold beer and some interactive entertainment.

CITY NEEDS/REQUESTS

Hapeville: Road Closure 8:00am to 7:00pm; event 9:00am to 6:30pm

Hapeville City Requests

- Road Closures w/ moveable barriers – We will hire Hapeville police officers
  - Atlanta & College
  - Atlanta & Douglas Davis Drive
  - College & S. Fulton St.
  - College & Perkins
  - College & Union
  - Union & Chestnut
  - Oak & Georgia
  - S. Fulton & Chestnut St..
  - Union & Oak

CITY NEEDS/REQUESTS

Hapeville City Requests (continued)

- Communicate Road Closures to MARTA
- Asphalt repair – Particularly on College
- Alcohol Sales – we would like to have one beer station at the event near the race start/finish line. Will work with local business for alcohol licensing
- Food Station – we would like to have 1-2 food trucks at the event near the race start/finish line.
- Signage Request – to begin approx. 4-5 weeks prior to event
  - Banner on Jess Lucas Park Fence
  - Sign by Porsche and South Central in green space
  - Sign by North Central by the iHOP in green space
  - Sign by post office in green space
  - Yard signs throughout the city

SPEED WEEK INFO

USA CRITS Series

Now in its 15th year, the USA CRITS Series is **the premiere cycling series in the United States**. USA CRITS was developed to feature criterium riders and to offer venues, teams and riders the ability to excel in a unique discipline of cycling. Starting in 2018, an effort to build the sport toward greater sustainability was taken on with the USACRITS.tv project. The events that form the USA CRITS Series showcase the ideals that make criterium racing an American legacy: challenging courses that showcase arts and entertainment districts, a large and growing base of spectators, broad community support, and strong marketing opportunities for partners.

PROCLAMATION RECOGNIZING LGBTQ+ PRIDE MONTH IN HAPEVILLE, GEORGIA

WHEREAS: The City of Hapeville cherishes the value and dignity of each person and appreciates the importance of equality and freedom; and

WHEREAS: All are welcome in Hapeville to live, work, play, and every family, in any shape, deserves a place to call home where they are safe, happy, and supported by friends and neighbors; and

WHEREAS: The City of Hapeville denounces prejudice and discrimination based on age, gender identity, gender expression, race, color, religion, marital status, national origin, sexual orientation, or physical attributes as an affront to our fundamental principles; and

WHEREAS: Pride month began in June of 1969 on the one-year anniversary of the Stonewall Uprising in New York City after the Gay Liberation Movement and allied friends rose up and fought against the constant police harassment and discriminatory laws that have since been declared unconstitutional; and

WHEREAS: The City of Hapeville appreciates the cultural, civic, and economic contributions of Lesbian, Gay, Bisexual, Transgender, Queer, plus (LGBTQ+) community which strengthen our social welfare; and

WHEREAS: It is imperative that people in our community, regardless of sexual orientation, gender identity, and expression, feel valued, safe, empowered, and supported by their peers and community leaders; and

WHEREAS: Despite being marginalized, LGBTQ+ people continue to celebrate authenticity, acceptance, and love.

THEREFORE, BE IT RESOLVED that the members of this City Council formally declare the month of June 2021 as; LGBTQ+ PRIDE MONTH. Residents are encouraged to recognize the contributions made by members of the LGBTQ+ community and to actively promote the principles of equality, liberty, and justice:

By: _____

Alan Hallman, Mayor

Attest: _____

Sharee N. Steed, City Clerk

STATE OF GEORGIA
CITY OF HAPEVILLE

ORDINANCE NO. _____

AN ORDINANCE TO ADOPT AN ANNUAL BUDGET FOR FISCAL YEAR 2022 PURSUANT TO CHAPTER 17 ("FINANCE AND TAXATION"), ARTICLE 2 ("FINANCIAL ADMINISTRATION"), SECTION 17-2-2 ("ANNUAL BUDGET; APPROPRIATIONS ORDINANCE") OF THE CITY CODE, CITY OF HAPEVILLE, GEORGIA; TO PROVIDE FOR SEVERABILITY; TO REPEAL CONFLICTING ORDINANCES; TO PROVIDE AN EFFECTIVE DATE; AND TO PROVIDE FOR OTHER LAWFUL PURPOSES.

WHEREAS, the Mayor and Council shall have full power and authority to provide for the execution of all powers, functions, rights, privileges, duties and immunities of the city, its officers, agencies, or employees granted by the City of Hapeville's Charter or by state law; and,

WHEREAS, the municipal government of the City of Hapeville (hereinafter "City") and all powers of the City shall be vested in the Mayor and Council. The Mayor and Council shall be the legislative body of the City; and,

WHEREAS, existing ordinances, resolutions, rules and regulations of the City and its agencies now lawfully in effect not inconsistent with the provisions of the City's code shall remain effective until they have been repealed, modified or amended; and,

WHEREAS, every official act of the Mayor and Council which is to become law shall be by ordinance; and,

WHEREAS, the governing authority of the City finds it necessary to adopt the proposed budget, which is a balanced budget that anticipates revenues equal to the appropriated expenditures, attached and incorporated hereto as **Exhibit "A"**, as the City of Hapeville's budget for Fiscal Year 2021-2022.

BE IT, AND IT IS HEREBY ORDAINED BY THE MAYOR AND COUNCIL OF THE CITY OF HAPEVILLE, GEORGIA THAT:

Section One. **Adoption of Budget for Fiscal Year 2022.** Pursuant to Chapter 17 (Finance and Taxation), Article 2 (Financial Administration), Section 17-2-2 (Annual budget; appropriations ordinance) of the City of Hapeville Code, the Mayor and Council hereby determine that proposed budget, labeled as **Exhibit "A"**, shall be the City of Hapeville's budget for Fiscal Year 2021-2022.

Section Two. **Codification and Certify.** This Ordinance adopted hereby shall be codified and certified in a manner consistent with the laws of the State of Georgia and the City.

Section Three. Severability.

(a) It is hereby declared to be the intention of the Mayor and Council that all sections, paragraphs, sentences, clauses and phrases of this Ordinance are or were, upon their enactment, believed by the Mayor and Council to be fully valid, enforceable and constitutional.

(b) It is hereby declared to be the intention of the Mayor and Council that, to the greatest extent allowed by law, each and every section, paragraph, sentence, clause or phrase of this Ordinance is severable from every other section, paragraph, sentence, clause or phrase of this Ordinance. It is hereby further declared to be the intention of the Mayor and Council that, to the greatest extent allowed by law, no section, paragraph, sentence, clause or phrase of this Ordinance is mutually dependent upon any other section, paragraph, sentence, clause or phrase of this Ordinance.

(c) In the event that any phrase, clause, sentence, paragraph or section of this Ordinance shall, for any reason whatsoever, be declared invalid, unconstitutional or otherwise unenforceable by the valid judgment or decree of any court of competent jurisdiction, it is the express intent of the Mayor and Council that such invalidity, unconstitutionality or unenforceability shall, to the greatest extent allowed by law, not render invalid, unconstitutional or otherwise unenforceable any of the remaining phrases, clauses, sentences, paragraphs or sections of the Ordinance and that, to the greatest extent allowed by law, all remaining phrases, clauses, sentences, paragraphs and sections of the Ordinance shall remain valid, constitutional, enforceable, and of full force and effect.

Section Four. Repeal of Conflicting Ordinances. All ordinances and parts of ordinances in conflict herewith are hereby expressly repealed.

Section Five. Effective Date. The effective date of this Ordinance shall be the date of adoption unless otherwise stated herein.

ORDAINED this _____ day of _____, 2021.

CITY OF HAPEVILLE, GEORGIA

_____

Alan Hallman, Mayor

ATTEST:

_____

Sharee Steed, City Clerk

APPROVED BY:

_____

City Attorney

EXHIBIT A

City of Hapeville

PROPOSED
ANNUAL OPERATING BUDGET

FISCAL YEAR 2022

Hapeville
georgia

City of Hapeville Organization Chart

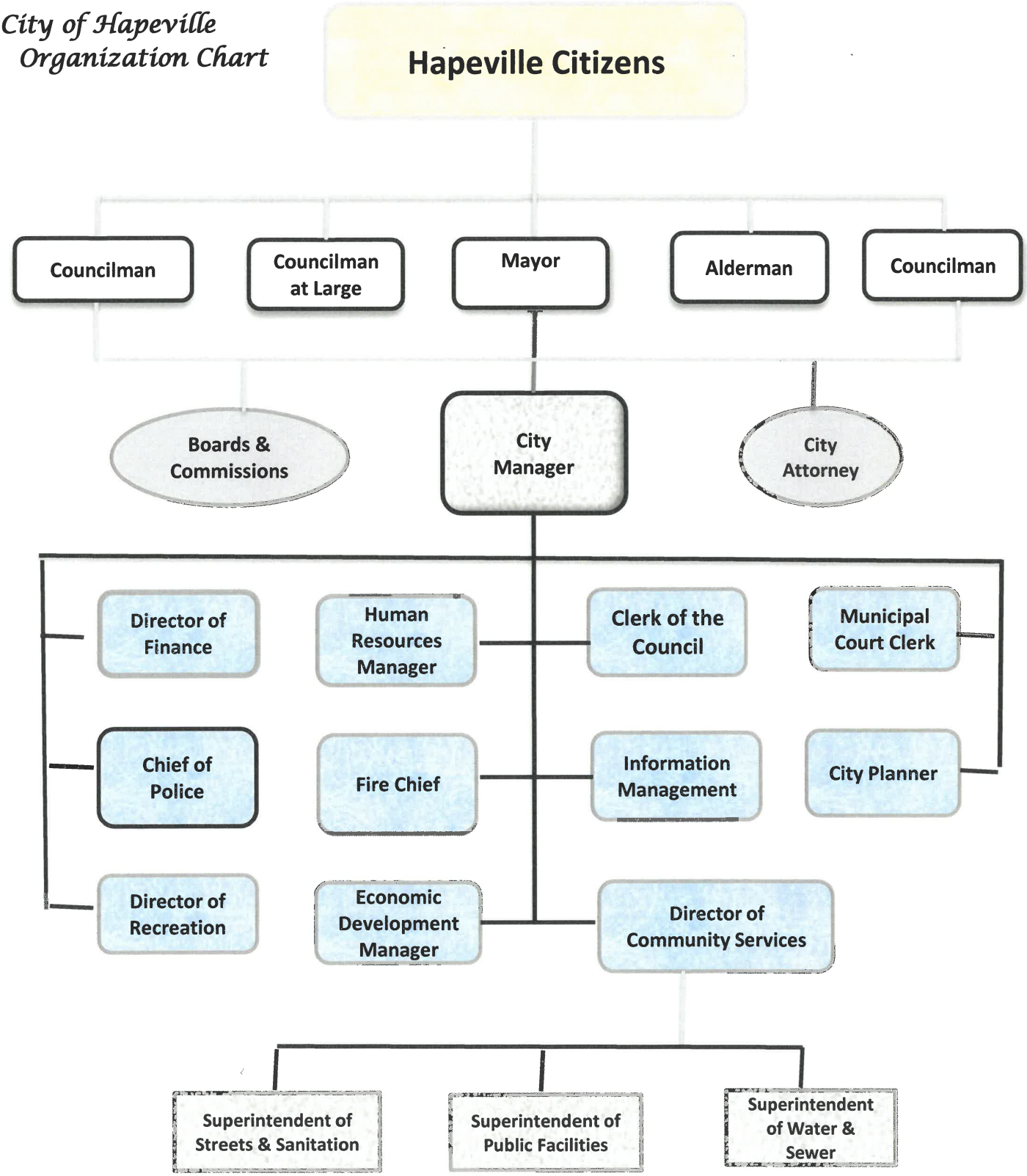

BUDGETED REVENUES & EXPENDITURES: ALL FUNDS

REVENUES

	2022 BUDGET
GENERAL FUND	17,345,016
SPECIAL REVENUE FUND	0
ASSET FORFEITURE FUND	0
E-911 FUND	643,310
ARP GRANT FUND	1,003,000
HOTEL & MOTEL TAX FUND	1,538,829
VEHICLE EXCISE FUND	185,503
TRADE & TOURISM FUND	1,147,271
CAPITAL PROJECTS FUND	500,000
T-SPLOST	1,200,000
	23,562,929
WATER & SEWER	4,871,423
SOLID WASTE/RECYCLING	520,674
STORMWATER FUND	227,903
TOTAL	29,182,929

EXPENDITURES

	2022 BUDGET
GENERAL FUND	17,345,016
SPECIAL REVENUE FUND	0
ASSET FORFEITURE FUND	0
E-911 FUND	643,310
ARP GRANT FUND	1,003,000
TRADE & TOURISM FUND	1,147,271
HOTEL & MOTEL TAX FUND	1,538,829
VEHICLE EXCISE FUND	185,503
CAPITAL PROJECTS FUND	500,000
T-SPLOST	1,200,000
	23,562,929
WATER & SEWER	4,871,423
SOLID WASTE/RECYCLING	570,674
STORMWATER FUND	227,903
TOTAL	29,232,929

Footnote: Only General Government Funda are required to have formal Budgets. All other fund budget are managerial.

SUMMARY OF REVENUES AND EXPENDITURES: ALL FUNDS

REVENUES

FY 2017 to FY 2022

	2017 ACTUAL	2018 ACTUAL	2019 ACTUAL	2020 ACTUAL	2021 AMENDED	2022 PROPOSED
GENERAL FUND	12,063,339	11,876,323	12,676,354	14,099,175	16,085,538	17,345,016
SPECIAL REVENUE FUND	124,570	126,772	5,155	0	0	0
ASSET FORFEITURE FUND	0	0	0	42,511	0	0
E911 FUND	0	0	320,890	476,554	567,790	643,310
ARP GRANT FUND	0	0	0	0	1,003,000	1,003,000
HOTEL & MOTEL TAX FUND	2,771,189	3,108,228	3,636,830	2,801,045	1,538,829	1,538,829
VEHICLE EXCISE FUND	-	-	106,322	200,687	185,503	185,503
TRADE & TOURISM FUND	1,590,394	1,820,551	2,273,018	1,961,340	1,157,271	1,147,271
CAPITAL PROJECTS FUND	961,485	1,927,709	4,618,983	687,848	500,000	500,000
T-SPLOST	257,628	1,123,090	1,175,392	1,137,725	1,782,000	1,200,000
	17,768,605	19,982,673	24,812,944	21,406,886	22,819,931	23,562,929
WATER & SEWER	4,818,304	4,657,175	4,779,441	4,369,900	5,283,733	4,871,423
SOLID WASTE/RECYCLING	536,448	525,364	558,603	537,399	576,889	520,674
STORMWATER FUND	1,486,066	276,292	265,370	254,150	180,000	227,903
TOTAL	24,609,423	25,165,212	30,416,357	26,568,335	28,860,554	29,182,929

EXPENDITURES

FY 2017 to FY 2022

	2017 ACTUAL	2018 ACTUAL	2019 ACTUAL	2020 ACTUAL	2021 AMENDED	2022 PROPOSED
GENERAL FUND	12,140,844	11,817,316	11,716,103	13,695,811	16,085,538	17,345,016
SPECIAL REVENUE FUND	119,713	125,185	6,843	3,352	0	0
ASSET FORFEITURE FUND	0	0	0	6,131	0	0
E911 FUND	0	0	320,890	479,564	567,790	643,310
ARP GRANT FUND	0	0	0	0	1,003,000	1,003,000
HOTEL & MOTEL TAX FUND	2,771,189	3,108,228	3,636,830	2,801,045	1,538,829	1,538,829
VEHICLE EXCISE FUND	0	0	106,321	200,687	185,503	185,503
TRADE & TOURISM FUND	793,837	1,617,724	3,599,581	2,210,620	1,157,271	1,147,271
CAPITAL PROJECTS FUND	874,277	1,949,189	4,720,341	635,574	500,000	500,000
T-SPLOST	-	399,964	1,334,562	1,481,779	1,782,000	1,200,000
	16,699,860	19,017,606	25,441,471	21,514,564	22,819,931	23,562,929
WATER & SEWER	5,447,557	4,617,503	4,979,035	5,154,011	5,283,733	4,871,423
SOLID WASTE/RECYCLING	616,717	492,130	504,518	160,265	576,889	570,674
STORMWATER FUND	137,850	70,283	468,413	265,339	180,000	227,903
TOTAL	22,901,984	24,197,522	31,393,436	27,094,178	28,860,554	29,232,929
NET REVENUES (EXPENSE)	1,707,439	967,689	(977,080)	(525,843)	0	(50,000)

FY2022 BUDGET

ALL BUDGETED FUNDS: AS % OF TOTAL BUDGET

	FY 2018	FY 2019	FY 2020	FY 2021	FY 2022	% of Total
GENERAL FUND	11,817,316	11,716,103	13,695,811	16,085,538	17,345,016	60%
SPECIAL REVENUE FUND	125,185	6,843	3,352	0	0	0%
ASSET FORFEITURE FUND	0	0	6,131	0	0	0%
E911 FUND	0	320,890	479,564	567,790	643,310	2%
ARP GRANT FUND	0	0	0	1,003,000	1,003,000	3%
HOTEL & MOTEL TAX FUND	3,108,228	3,636,830	2,801,045	1,538,829	1,538,829	5%
VEHICLE EXCISE FUND	0	106,321	200,687	185,503	185,503	1%
TRADE & TOURISM FUND	1,617,724	3,599,581	2,210,620	1,157,271	1,147,271	4%
T SPLOST	399,964	1,334,562	1,481,779	1,782,000	1,200,000	4%
WATER & SEWER	4,617,503	4,979,035	5,154,011	5,283,733	4,871,423	17%
SOLID WASTE/RECYCLING	492,130	504,518	160,265	576,889	570,674	2%
STORMWATER FUND	70,283	468,413	265,339	180,000	227,903	1%
Total Budget	22,248,333	26,673,095	26,458,604	28,360,554	28,732,929	100%
CAPITAL PROJECTS FUND	1,949,189	4,720,341	635,574	500,000	500,000	2%

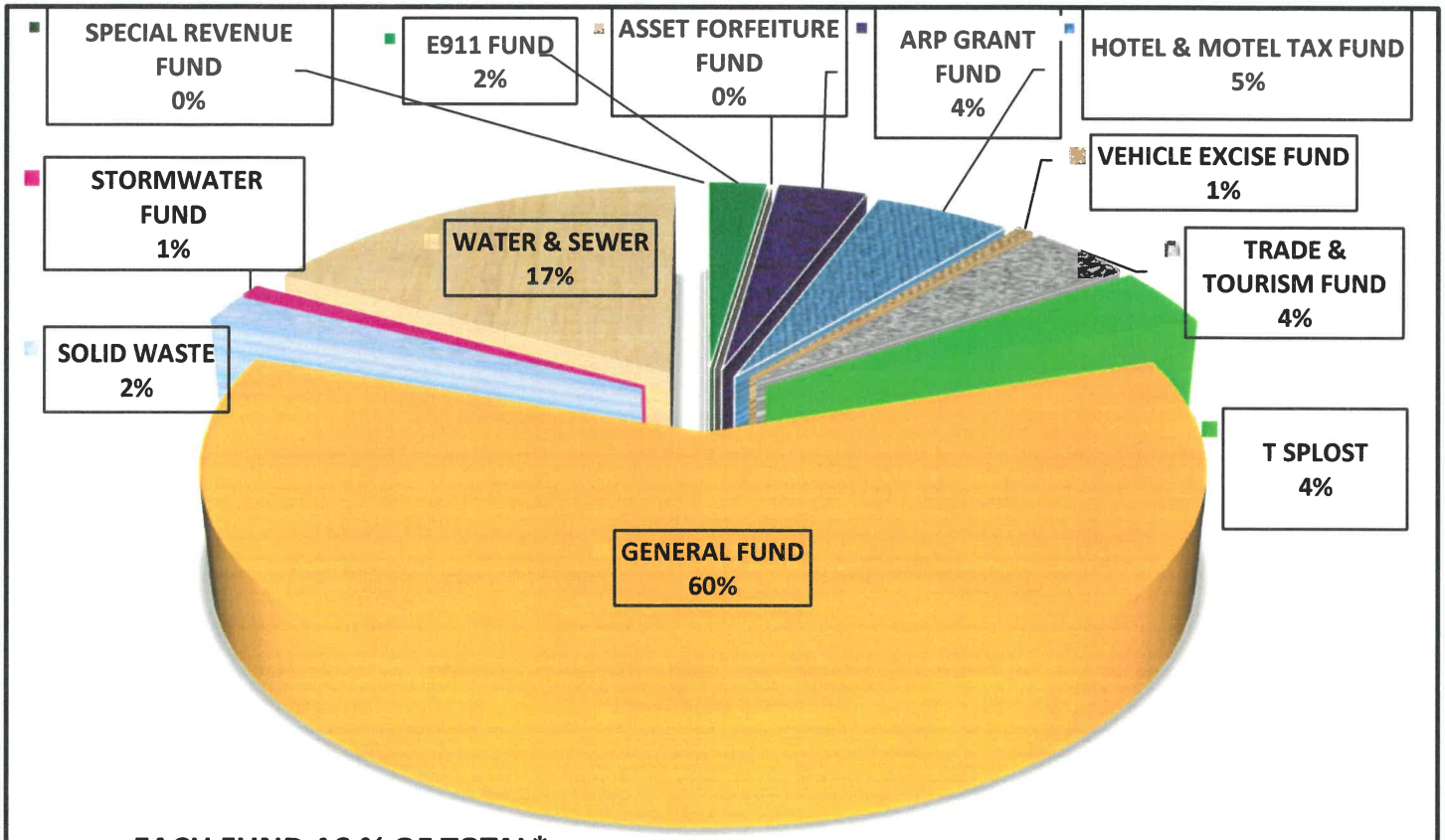

EACH FUND AS % OF TOTAL*
Excludes Capital Projects for Scale

BUDGET COMPARISON BY FUND
% CHANGE IN BUDGETED EXPENDITURES

FUND	2017	2018	2019	2020	2021	2022	% Change
GENERAL FUND	12,140,844	11,817,316	11,716,103	13,695,811	16,085,538	17,345,016	7.3%
SPECIAL REVENUE FUND	119,713	125,185	6,843	3,352	0	0	0.0%
ASSET FORFEITURE FUND	0	0	0	6,131	0	0	0.0%
E911 FUND	0	0	320,890	479,564	567,790	643,310	0.0%
ARP GRANT FUND	0	0	0	0	1,003,000	1,003,000	0.0%
HOTEL & MOTEL TAX FUND	2,771,189	3,108,228	3,636,830	2,801,045	1,538,829	1,538,829	0.0%
VEHICLE EXCISE FUND	0	0	106,321	200,687	185,503	185,503	0.0%
TRADE & TOURISM FUND	793,837	1,617,724	3,599,581	2,210,620	1,157,271	1,147,271	-0.9%
CAPITAL PROJECTS FUND	874,277	1,949,189	4,720,341	635,574	500,000	500,000	0.0%
T SPLOST	0	399,964	1,334,562	1,481,779	1,782,000	1,200,000	-48.5%
WATER & SEWER	5,447,557	4,617,503	4,979,035	5,154,011	5,283,733	4,871,423	-8.5%
SOLID WASTE/RECYCLING	616,717	492,130	504,518	160,265	576,889	570,674	-1.1%
STORMWATER FUND	137,850	70,283	468,413	265,339	180,000	227,903	21.0%
Total Budget	22,764,134	24,127,239	30,925,023	26,828,839	28,860,554	29,232,929	1.3%

ALL FUNDS: PERCENT CHANGE

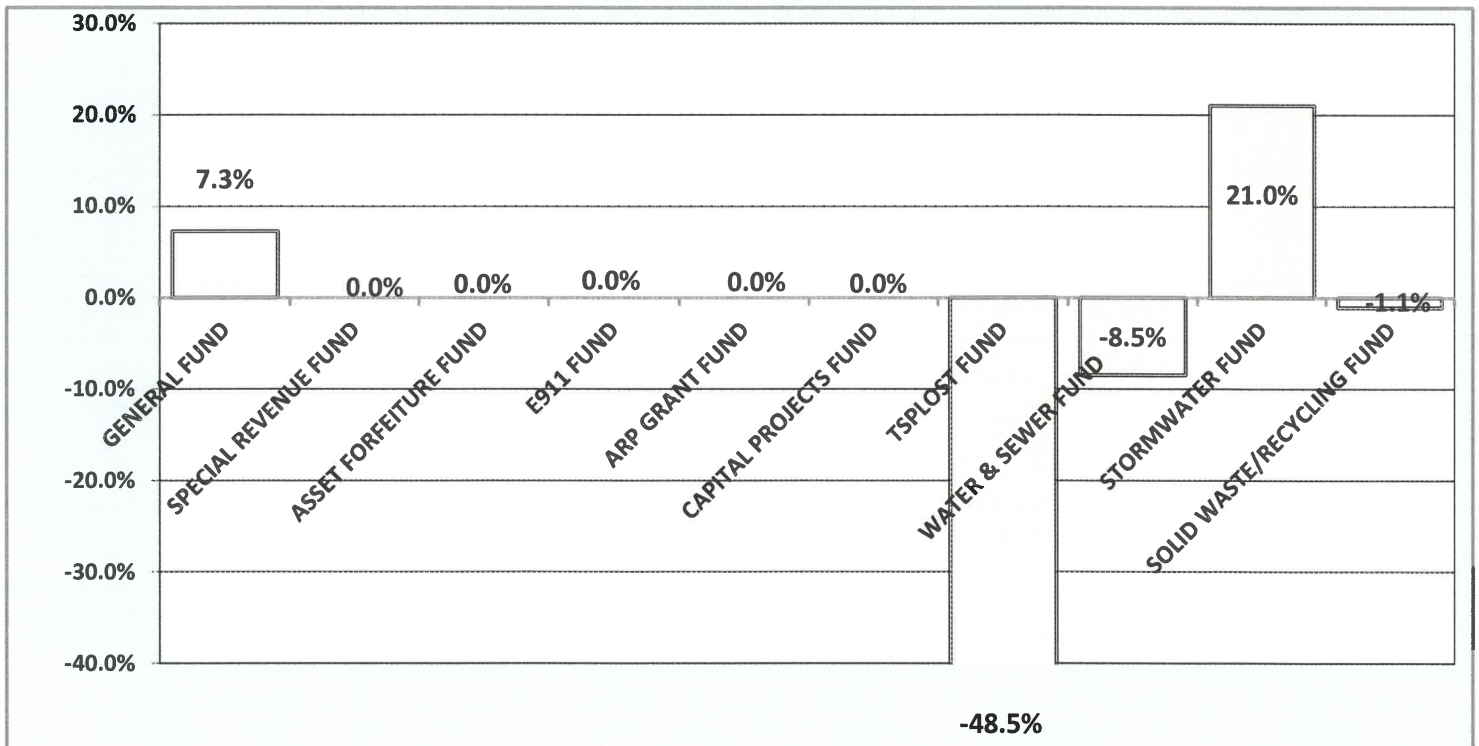

CAPITAL PROJECTS FUND EXCEEDS TABLE, TSPLOST IMMATERIAL PARAMETERS @

Fiscal Year 2022
EXPENDITURES BY DEPARTMENT AND FUND
ALL FUNDS

	2017 ACTUAL	2018 ACTUAL	2019 ACTUAL	2020 ACTUAL	2021 AMENDED	2022 PROPOSED
GENERAL FUND DEPARTMENTS/DIVISIONS						
LEGISLATIVE						
CITY COUNCIL	43,173	41,607	39,164	38,758	39,687	89,687
MAYOR	22,586	18,520	21,081	21,059	15,343	23,343
CITY MANAGER	0	120,906	445,465	674,505	961,456	587,541
CITY CLERK	127,120	94,434	156,995	171,468	181,662	181,702
ELECTIONS	10,189	78	17,137	5,809	1,500	32,500
FINANCE & ADMINISTRATION						
FINANCE & ADMINISTRATION	1,005,040	1,053,555	713,152	708,835	978,962	900,253
LEGAL SERVICES	875,042	389,447	387,784	365,210	260,000	200,000
HUMAN RESOURCES	391,733	413,865	356,249	197,043	458,410	463,273
INFORMATION TECHNOLOGY	737,962	723,570	414,697	441,411	512,834	440,688
POLICE ADMINISTRATION						
POLICE ADMINISTRATION	2,826,833	3,002,317	2,816,682	3,199,410	3,882,165	3,860,011
MUNICIPAL COURT	128,399	128,537	148,668	308,218	301,483	315,668
CODE ENFORCEMENT	114,294	56,907	20,103	119,015	131,282	172,054
FIRE ADMINISTRATION	2,551,261	2,502,016	2,575,961	3,346,033	4,060,748	3,722,431
PARTICIPANT RECREATION	553,086	537,314	571,177	621,161	725,570	824,823
COMMUNITY SEVICES						
HIGHWAY AND STREETS	1,406,880	1,213,290	1,307,340	1,386,979	1,426,704	1,529,170
PARK AREAS & GROUNDS	1,058,972	979,655	930,660	1,103,030	1,169,378	2,815,879
PLANNING & ECONOMIC DEVELOPMENT						
PLANNING & ZONING	167,505	122,402	144,381	166,296	90,050	117,250
ECONOMIC DEVELOPMENT	60,395	362,692	438,259	441,132	488,115	578,549
MAIN STREET	27,309	27,616	50,703	25,632	49,400	49,400
OTHER FINANCING USES	33,064	28,589	160,445	354,807	350,790	440,796
TOTAL: GENERAL FUND	12,140,844	11,817,316	11,716,103	13,695,811	16,085,538	17,345,016

ALL BUDGETED FUNDS

GENERAL FUND	12,140,844	11,817,316	11,716,103	13,695,811	16,085,538	17,345,016
SPECIAL REVENUE FUND	119,713	125,185	6,843	3,352	0	0
ASSET FORFEITURE FUND	0	0	0	6,131	0	0
E911 FUND	0	0	320,890	479,564	567,790	643,310
ARP GRANT FUND	0	0	0	0	1,003,000	1,003,000
HOTEL & MOTEL TAX FUND	2,771,189	3,108,228	3,636,830	2,801,045	1,538,829	1,538,829
VEHICLE EXCISE FUND	0	0	106,321	200,687	185,503	185,503
TRADE & TOURISM FUND	793,837	1,617,724	3,599,581	2,210,620	1,157,271	1,147,271
CAPITAL PROJECTS FUND	874,277	1,949,189	4,720,341	635,574	500,000	500,000
T SPLOST	-	399,964	1,334,562	1,481,779	1,782,000	1,200,000
WATER & SEWER	5,447,557	4,617,503	4,979,035	5,154,011	5,283,733	4,871,423
SOLID WASTE/RECYCLING	616,717	492,130	504,518	160,265	576,889	570,674
STORMWATER UTILITY	137,850	70,283	468,413	265,339	180,000	227,903
TOTAL	22,901,984	24,197,522	31,393,436	21,859,633	28,860,554	29,232,929
TOTAL: OPERATING FUNDS	20,130,795	21,089,295	27,756,607	24,293,133	27,321,725	27,694,100

GENERAL FUND SUMMARY

REVENUE SUMMARY BY SOURCE

	2017 ACTUAL	2018 ACTUAL	2019 ACTUAL	2020 ACTUAL	2021 AMENDED	2022 PROPOSED
TAXES: ALL SOURCES	8,658,037	8,793,923	10,138,153	10,902,900	11,109,938	10,861,699
LICENSES AND PERMITS	713,586	519,741	341,131	700,895	529,960	576,460
INTERGOVERNMENTAL	82,060	22,340	100,226	85,452	-	-
CHARGES FOR SERVICES	352,615	391,595	409,179	441,782	299,910	256,585
FINES AND FORFEITURES	180,778	209,066	145,469	462,517	461,500	326,000
INVESTMENT INCOME	448	781	53	5,847	6,000	1,000
CONTRIBUTIONS	12,192	5,290	17,656	4,630	1,000	1,000
MISC REVENUE	107,940	186,709	53,554	68,075	357,304	80,295
OTHER SOURCES OF FUNDS	1,955,683	1,746,878	1,470,932	1,427,077	3,319,926	5,241,977
TOTAL	12,063,339	11,876,323	12,676,354	14,099,175	16,085,538	17,345,016

EXPENDITURES BY MAJOR FUNCTION

	2017 ACTUAL	2018 ACTUAL	2019 ACTUAL	2020 ACTUAL	2021 AMENDED	2022 PROPOSED
GENERAL GOVERNMENT	3,245,910	2,884,570	2,712,169	2,978,906	3,760,643	3,359,783
JUDICIAL	128,399	128,537	148,668	308,218	301,483	315,668
POLICE ADMINISTRATION	2,941,127	3,059,225	2,836,785	3,318,425	4,013,447	4,032,065
FIRE ADMINISTRATION	2,551,261	2,502,016	2,575,961	3,346,033	4,060,748	3,722,431
COMMUNITY SERVICES	2,465,852	2,192,945	2,238,000	2,490,008	2,596,082	4,345,049
PARTICIPANT RECREATION	553,086	537,314	571,177	621,161	725,570	824,823
DEVELOPMENT & PLANNING	255,209	512,710	633,343	633,060	627,565	745,199
TOTAL EXPENDITURES	12,140,844	11,817,316	11,716,103	13,695,811	16,085,538	17,345,016
NET REVENUES	(77,505)	59,007	960,251	403,364	(0)	(0)

GENERAL FUND
REVENUE SUMMARY

	2017 ACTUAL	2018 ACTUAL	2019 ACTUAL	2020 ACTUAL	2021 AMENDED	2022 PROPOSED
SALES AND USE TAXES	4,989,390	4,965,890	5,965,592	6,874,639	7,223,938	6,919,999
PROPERTY TAXES	3,668,647	3,828,033	4,172,561	4,028,261	3,886,000	3,941,700
LICENSES & PERMITS	713,586	519,741	341,131	700,895	529,960	576,460
INTERGOVERNMENTAL	82,060	22,340	100,226	85,452	0	0
SERVICE CHARGES	352,615	391,595	409,179	441,782	299,910	256,585
FINES AND FORFEITS	180,778	209,066	145,469	462,517	461,500	326,000
INVESTMENT INCOME	448	781	53	5,847	6,000	1,000
CONTRIBUTIONS	12,192	5,290	17,656	4,630	1,000	1,000
MISC REVENUE	107,940	186,709	53,554	68,075	357,304	80,295
OTHER SOURCES	1,955,683	1,746,878	1,470,932	1,427,077	3,319,926	4,220,500
FUND BALANCE	0	0	0	0	491,317	1,021,477
TOTAL	12,063,339	11,876,323	12,676,354	14,099,175	16,085,538	17,345,016

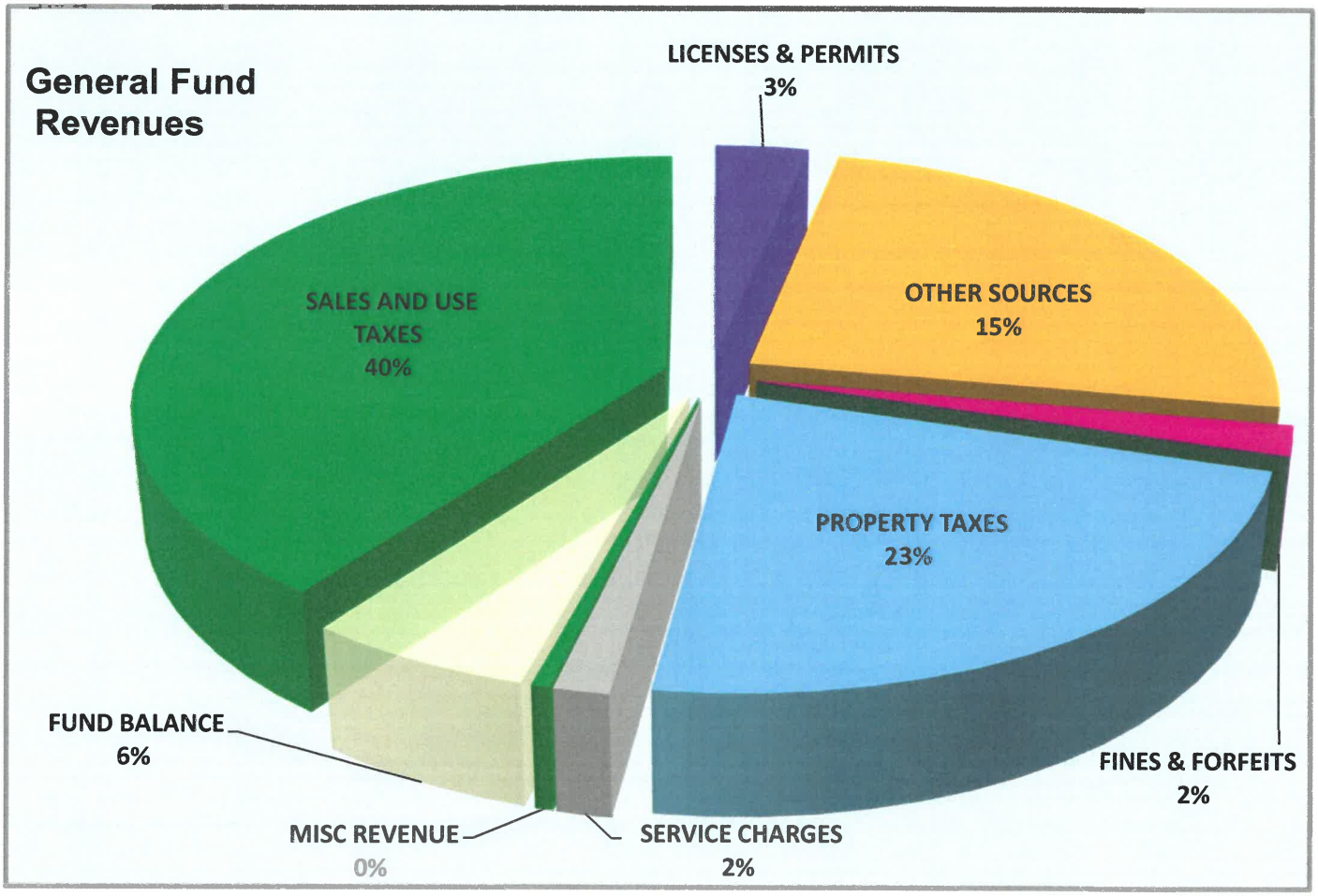

GENERAL FUND EXPENDITURES
by FUNCTION (As % of Budget)

	FY 2018	FY 2019	FY 2020	FY 2021	FY 2022	% of Total
General Government *	2,884,570	2,712,169	2,978,906	3,760,643	3,359,783	19%
Judicial	128,537	148,668	308,218	301,483	315,668	2%
Police Administration	3,059,225	2,836,785	3,318,425	4,013,447	4,032,065	23%
Fire Administration	2,502,016	2,575,961	3,346,033	4,060,748	3,722,431	21%
Community Services	2,192,945	2,238,000	2,490,008	2,596,082	4,345,049	25%
Participant Recreation	537,314	571,177	621,161	725,570	824,823	5%
Development & Planning	512,710	633,343	633,060	627,565	745,199	4%
Total Expenditures	11,817,316	11,716,103	13,695,811	16,085,538	17,345,016	100.0%

* General Government includes: Council, Mayor, City Manager, City Clerk, Elections, Finance Administration, Legal Services, Human Resources, Information Technology and Other Financing Uses.

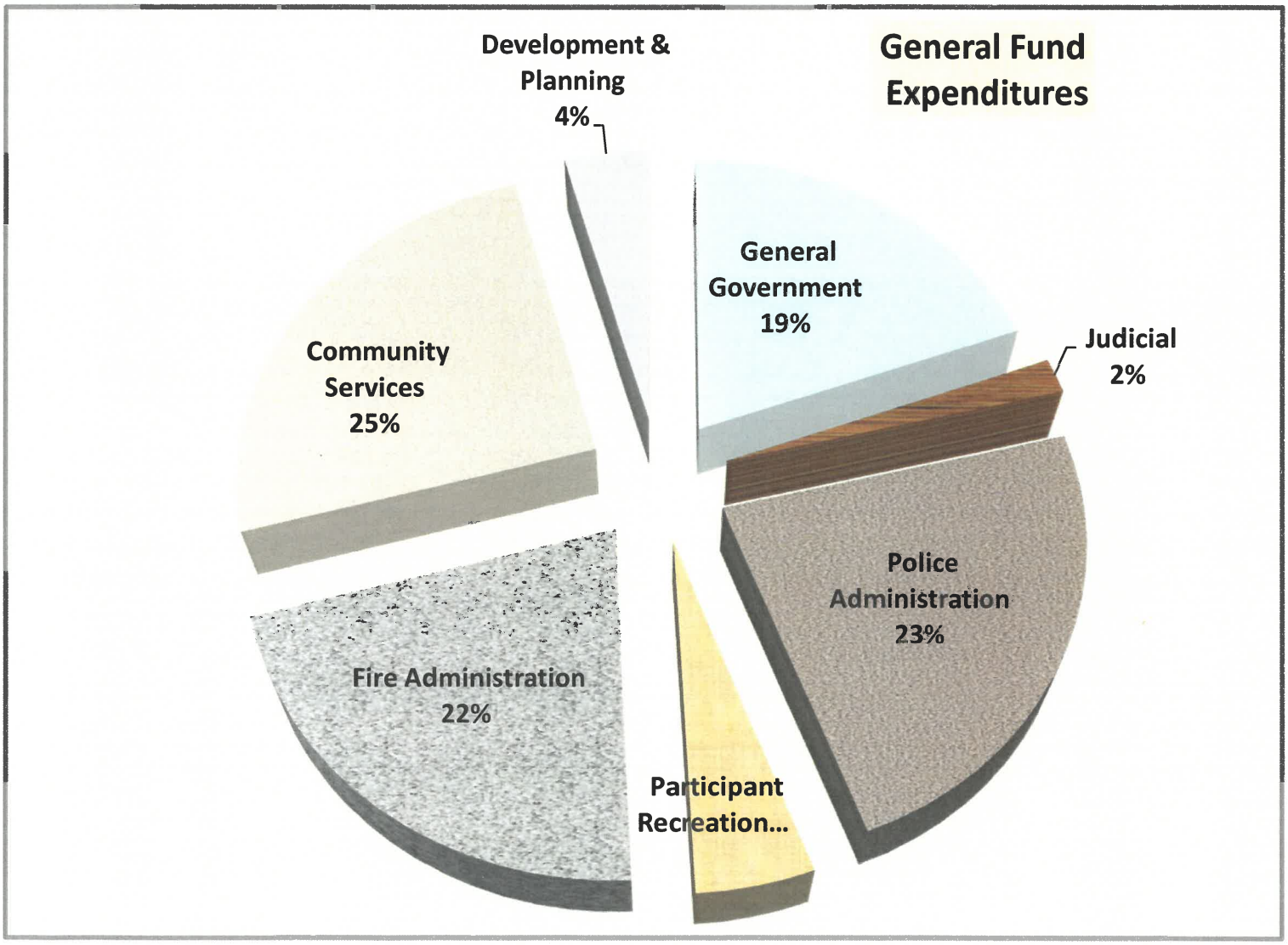

290-TRADE AND TOURISM

	2018 ACTUAL	2019 ACTUAL	2020 ACTUAL	2021 AMENDED	2022 PROPOSED
REVENUES					
OTHER FINANCING SOURCES	1,820,551	2,273,018	1,961,340	1,157,271	1,147,271
TOTAL REVENUES	1,820,551	2,273,018	1,961,340	1,157,271	1,147,271
EXPENDITURES					
PARKS AND GROUNDS					
TOTAL PARKS & GROUND	0	0	2,709	0	0
HOYT SMITH CENTER					
HOYT SMITH CENTER	141,297	187,161	133,910	240,158	240,158
ECONOMIC DEVELOPMENT					
TOTAL ECON DEVELOP	1,476,427	3,412,421	2,074,000	917,113	907,113
TOTAL EXPENDITURES	1,617,724	3,599,581	2,210,620	1,157,271	1,147,271
TOTAL REVENUES	1,820,551	2,273,018	1,961,340	1,157,271	1,147,271
NET REVENUE	202,827	(1,326,563)	(249,280)	0	0

CAPITAL PROJECTS FUND

PROJECTS	2017 ACTUAL	2018 ACTUAL	2019 ACTUAL	2020 ACTUAL	2021 AMENDED	2022 PROPOSED
Parking Master Plan	5,636	0	0	0	0	0
City Hall Improvements	314,075	0	0	0	0	0
Theatre - 597 N. Central	31,141	34,614	0	0	0	0
North Central Ave Street	515	72,968	4,876	0	0	0
Loop Road Project	69,816	31,141	1,541,951	458,287	0	0
Railroad Construction	32,394	284,734	2,137,195	0	0	0
Dogwood-No Ave Scape	337,884	1,416,297	180,047	0	0	0
CDBG - Sidewalks	0	8,437	161,352	167,905	400,000	350,000
No Central Ave Streetscape Phase II DOT -LMIG Program	82,816	100,998	140,357	9,382	100,000	150,000
Total Capital Projects	874,277	1,949,189	4,165,777	635,574	500,000	500,000

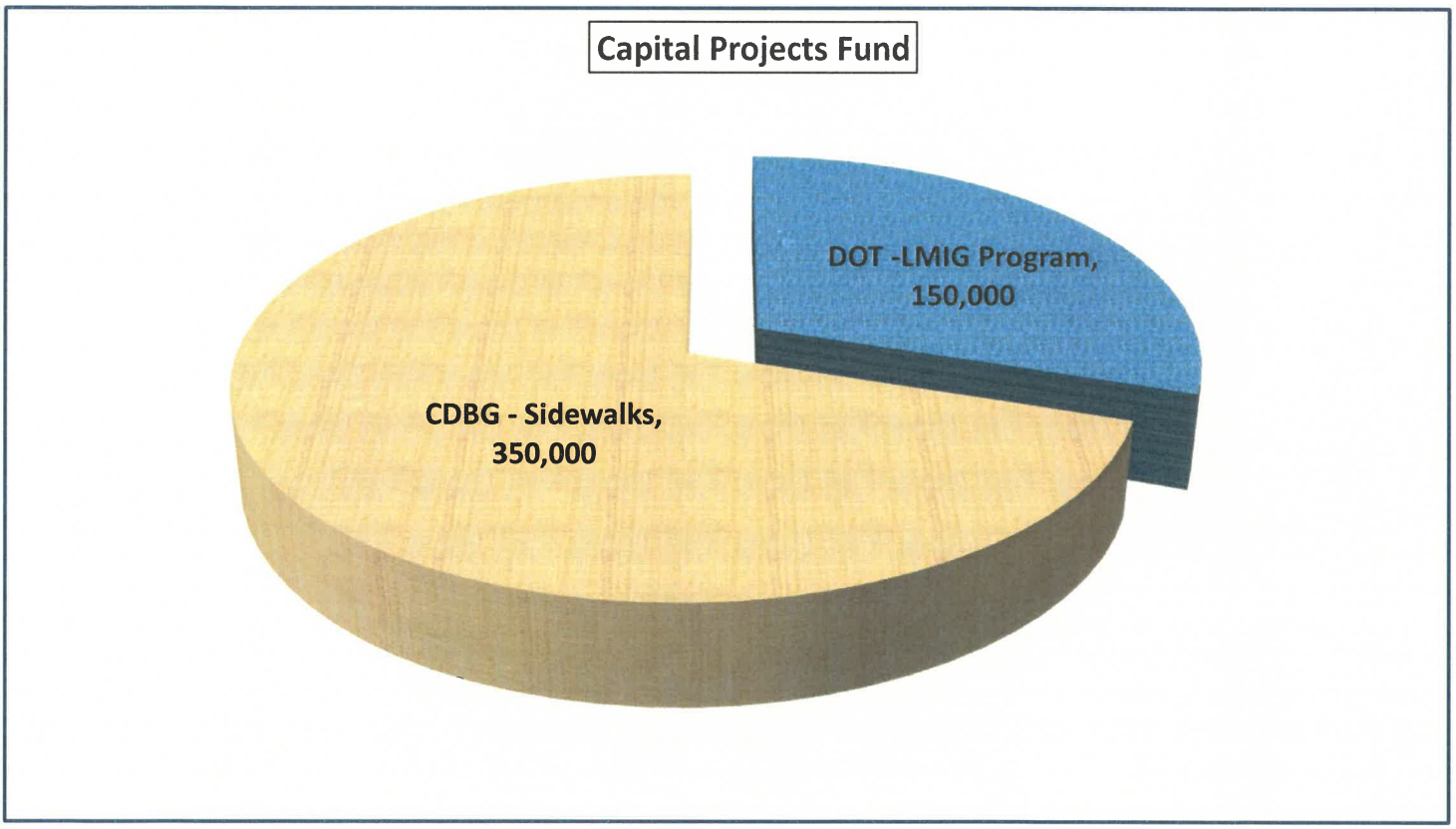

	2017 ACTUAL	2018 ACTUAL	2019 ACTUAL	2020 ACTUAL	2021 AMENDED	2022 PROPOSED
WATER AND SEWER FUND						
REVENUES						
CHARGES FOR CHARGES	4,768,304	4,647,498	4,779,440	4,369,900	5,243,733	4,871,423
OTHER FINANCING SOURCES	0	9,677	0	0	0	0
TOTAL REVENUES	4,768,304	4,657,175	4,779,440	4,369,900	5,243,733	4,871,423
EXPENDITURES						
SEWAGE COLLECTION & DISPOSAL						
CONTRACTED SERVICES	285,156	369,604	419,446	530,270	700,000	500,000
WATER SUPPLY						
PERSONNEL	528,392	429,000	665,632	447,893	611,063	676,053
CONTRACTED SERVICES	306,017	294,124	766,193	797,288	818,000	776,700
SUPPLIES	83,977	97,539	116,822	100,188	98,665	105,800
CAPITAL OUTLAYS	1,666	0	1,716	0	136,908	96,719
DEBT SERVICE/TRANSFERS	2,341,628	1,590,292	957,561	1,355,786	996,813	998,151
TOTAL WATER SUPPLY	3,261,679	2,410,955	2,507,923	2,701,155	2,661,449	2,653,423
WATER DISTRIBUTION						
SUPPLIES	1,627,772	1,596,743	1,658,651	1,500,787	1,489,285	1,300,000
CAPITAL OUTLAYS	0	0	0	0	40,000	25,000
DISTRIBUTION	1,627,772	1,596,743	1,658,651	1,500,787	1,529,285	1,325,000
TOTAL OPERATING EXP	5,174,608	4,377,303	4,586,021	4,732,212	4,890,733	4,478,423
NET OF OPERATIONS	(406,304)	279,872	193,419	(362,312)	353,000	393,000
TOTAL DEPRECIATION EXP	272,949	240,200	393,014	421,798	393,000	393,000
TOTAL EXPENDITURES	5,447,557	4,617,503	4,979,035	5,154,011	5,283,733	4,871,423
NET REVENUES (EXPENSES)	(679,253)	39,672	(199,595)	(784,111)	(40,000)	(0)
NON OPERATING EXPENSES: DEPRECIATION/AMORTIZATION						
WATER SUPPLY	272,949	240,200	393,014	0	393,000	393,000
WATER DISTRIBUTION	0	0	0	421,798	0	0
TOTAL DEPREC/AMORT EXP	272,949	240,200	393,014	421,798	393,000	393,000

SOLID WASTE FUND

			REVENUES			
CHARGES FOR SERVICES	499,282	525,364	558,603	537,399	576,889	520,674
TOTAL REVENUES	499,282	525,364	558,603	537,399	576,889	520,674
			EXPENDITURES			
SOLID WASTE & RECYCLING						
PERSONNEL	401,994	289,577	237,703	(325,674)	36,541	43,807
CONTRACTED	166,275	156,296	214,075	447,506	498,337	484,367
SUPPLIES	33,158	30,658	36,835	23,508	42,011	42,500
DEPR/AMORT	15,290	15,599	15,905	14,926	0	0
TOTAL EXPENDITURES	616,717	492,130	504,518	160,265	576,889	570,674
NET REVENUES (EXPENSE)	(117,435)	33,234	54,085	377,134	(0)	(50,000)

CITY OF HAPEVILLE
BUDGET DETAILS --- BUDGET YEAR 2021-2022

PROPOSED BUDGET FY2021-2022		2017 ACTUAL	2018 ACTUAL	2019 ACTUAL	2020 ACTUAL	2021 AMENDED	2022 PROPOSED
100-GENERAL FUND							
REVENUES							
TAXES							
100-0-0000-311100	Real Property-Current Year	3,153,024	3,304,774	4,157,298	4,616,611	4,821,499	4,719,499
100-0-0000-311110	Special Tax Distr-Real - CY	82,336	78,756	98,730	101,740	102,000	102,000
100-0-0000-311150	Public Utilities	435,541	529,537	566,835	604,445	910,000	800,000
100-0-0000-311160	Public Utilities - Prior Yr	267	1,228	417	0	1,500	1,500
100-0-0000-311200	Real Property -Prior Year	356,400	44,649	81,996	106,345	45,000	40,000
100-0-0000-311400	Personal Property-Prior Yr	12,755	4,156	53,210	2,803	13,000	7,000
100-0-0000-311300	Personal Property-Current Yr	949,068	1,002,790	1,007,106	1,442,695	1,330,939	1,250,000
100-0-0000-311310	Motor Vehicle	129,419	128,388	129,576	195,974	150,000	125,000
100-0-0000-311600	Real Estate Transfer (intang	46,953	47,312	78,345	74,882	60,000	50,000
100-0-0000-311710	Franchise Tax-Georgia Power	504,686	493,114	526,432	535,983	540,000	520,000
100-0-0000-311730	Franchise Tax-Atlanta Gas Li	50,466	51,621	54,207	57,422	32,000	32,000
100-0-0000-311750	Franchise Tax-Television Cab	53,365	55,503	50,237	47,920	50,000	45,000
100-0-0000-311760	Franchise Tax-Bell South	28,975	35,944	17,868	28,992	30,000	30,000
100-0-0000-311790	Franchise Tax-Other	16,036	29,015	32,389	18,693	45,000	42,000
100-0-0000-313100	Local Option Sales & Use	1,769,265	1,862,974	1,986,664	1,866,172	1,800,000	1,950,000
100-0-0000-313910	Real Estate Transfer Tax	19,907	34,651	20,416	56,272	50,000	25,000
100-0-0000-313920	Railroad Tax	2,405	0	2,931	2,856	2,500	2,500
100-0-0000-314200	Alcoholic Beverage Excise	173,617	180,869	185,571	183,675	185,000	175,000
100-0-0000-314300	Local Option Mixed Drink	29,230	57,188	81,821	64,616	51,700	53,700
100-0-0000-316100	Occupational Tax Fee	342,922	393,934	483,836	350,762	310,000	310,000
100-0-0000-316200	Insurance Premium Taxes	407,163	433,106	466,835	510,484	538,000	545,000
100-0-0000-319100	Property Tax Penalties & Int	84,343	21,069	42,893	26,821	31,000	26,500
100-0-0000-319500	Fi Fe	2,226	2,520	5,565	1,512	2,800	2,000
100-0-0000-319600	GTS Fees	7,670	825	6,975	5,225	8,000	8,000
	TOTAL TAXES	8,658,037	8,793,923	10,138,153	10,902,900	11,109,938	10,861,699

CITY OF HAPEVILLE
BUDGET DETAILS --- BUDGET YEAR 2021-2022

PROPOSED BUDGET FY2021-2022		2017 ACTUAL	2018 ACTUAL	2019 ACTUAL	2020 ACTUAL	2021 AMENDED	2022 PROPOSED
LICENSES AND PERMITS							
100-0-0000-321100	Alcoholic Beverage License F	139,979	169,637	177,918	142,850	148,000	155,200
100-0-0000-321105	Refunds - Alcohol Bev	0	(8,116)	(17,903)	0	0	0
100-0-0000-321130	Liquor License Fee	250	0	0	48	0	0
100-0-0000-321140	Alcohol Server ID Cards	12,980	15,580	19,910	12,375	11,200	10,500
100-0-0000-321200	Business License	14,085	14,150	0	0	0	0
100-0-0000-322400	Film Permit Fees	0	0	1,000	0	700	700
100-0-0000-322900	Building Permits	546,248	328,426	160,167	545,581	370,000	410,000
100-0-0000-323200	Notary Fees	44	64	40	41	60	60
	LICENSES AND PERMITS	713,586	519,741	341,131	700,895	529,960	576,460
INTERGOVERNMENTAL REVENUE							
100-0-0000-331105	Fire Grant/Safety Equi	0	0	0	5,000	0	0
100-0-0000-331106	FIRE GRANT/SUPPLIES	0	0	0	1,452	0	0
100-0-0000-331112	FEMA Reimbursements	0	0	89,276	0	0	0
100-0-0000-332116	Special Events Grant	0	6,300	0	0	0	0
100-0-0000-335200	ARC - Sharing Our Stor	7,500	0	0	0	0	0
100-0-0000-335300	KaBoom Grant	0	13,000	0	0	0	0
100-0-0000-336001	County Grants	0	0	10,950	9,000	0	0
100-0-0000-336002	LCI-ARC 80%	74,560	3,040	0	70,000	0	0
	INTERGOV'MNTAL REV	82,060	22,340	100,226	85,452	0	0

CITY OF HAPEVILLE
BUDGET DETAILS --- BUDGET YEAR 2021-2022

PROPOSED BUDGET FY2021-2022	2017 ACTUAL	2018 ACTUAL	2019 ACTUAL	2020 ACTUAL	2021 AMENDED	2022 PROPOSED
CHARGES FOR SERVICES						
100-0-0000-341100 Court Costs	145	409	250	40	200	200
100-0-0000-341110 Technology Fee - Court	30,862	35,258	41,419	56,650	35,000	35,000
100-0-0000-341120 Probation Fees/Fines	82,121	74,700	148,440	128,703	75,000	40,000
100-0-0000-341125 School Bus Fines	60	0	0	0	0	0
100-0-0000-341130 Restitution	147	0	0	0	0	0
100-0-0000-341190 Other Charges for Serv	1,268	1,741	1,023	937	1,500	1,500
100-0-0000-341191 Return Check Fees	68	136	205	134	100	100
100-0-0000-341300 Planning & Dev Fees &	12,701	23,444	20,131	16,200	19,000	17,000
100-0-0000-341910 Election Qualifying Fe	0	1,873	468	1,206	0	0
100-0-0000-341920 Convenience Fees	14,578	16,870	16,053	16,886	13,000	12,000
100-0-0000-341930 Wrecker Fees	6,050	6,850	6,375	5,725	8,000	6,000
100-0-0000-341935 Booting Permits	110	420	170	160	300	100
100-0-0000-342120 Accident Reports	3,752	4,127	2,546	2,275	2,500	2,000
100-0-0000-342125 VIN Check Fees	705	765	795	750	900	675
100-0-0000-342310 Fingerprinting Fee	4,760	4,825	4,110	3,140	2,000	2,000
100-0-0000-342330 Prisoner Housing Fee	0	465	0	0	700	700
100-0-0000-342600 Ambulance Fees	138,873	164,638	123,470	157,534	115,000	120,000
100-0-0000-342660 Fire Department Report	25	80	55	20	10	10
100-0-0000-342670 Fire Dept Fees	0	5	10	202	800	800
100-0-0000-342675 Plan Review	0	60	60	65	300	300
100-0-0000-342680 Fire Dept Permits	1,812	180	0	35	200	200
100-0-0000-342900 Criminal History	5,650	5,705	6,480	7,160	7,000	7,000
100-0-0000-347200 Rec Activity Fee	210	0	159	0	250	250
100-0-0000-347400 Coach's Equipment Reim	0	2,000	0	0	0	0
100-0-0000-347500 Rec Rental & Miscellan	3,034	2,932	2,796	6,655	2,500	1,000
100-0-0000-347502 Rec Cheerleading/Dance	3,290	3,455	1,205	1,755	1,500	1,000
100-0-0000-347503 Rec Football	5,400	8,035	11,705	8,940	1,000	500
100-0-0000-347504 Rec Basketball	2,685	4,170	1,734	6,381	4,900	2,500
100-0-0000-347505 Rec Tournaments	1,550	0	770	744	750	750
100-0-0000-347506 Rec Baseball/Girl's So	7,393	8,015	7,760	2,215	6,000	1,500
100-0-0000-347507 Rec. Adult Softball	0	0	0	0	0	500
100-0-0000-347508 Rec Children's Program	25,367	20,437	10,923	16,037	1,500	3,000
100-0-0000-347509 Rec Seniors Programs	0	0	0	1,234	0	0
TOTAL CHARGES FOR SERVICES	352,615	391,595	409,179	441,782	299,910	256,585
FINES AND FORFEITURES						
100-0-0000-351100 Court Fines	164,517	203,521	143,050	461,237	460,000	325,000
100-0-0000-351150 Code Enforcement Liens	5,911	5,462	2,420	1,280	1,500	1,000
100-0-0000-351300 Asset Forfeitures - DE	10,350	83	0	0	0	0
TOTAL FINES AND FORFEITURES	180,778	209,066	145,469	462,517	461,500	326,000
INVESTMENT INCOME						
100-0-0000-361100 Interest Revenues	448	781	53	5,847	6,000	1,000
TOTAL INVESTMENTMENT INCOME	448	781	53	5,847	6,000	1,000
CONTRIBUTIONS						

CITY OF HAPEVILLE
BUDGET DETAILS --- BUDGET YEAR 2021-2022

PROPOSED BUDGET FY2021-2022	2017 ACTUAL	2018 ACTUAL	2019 ACTUAL	2020 ACTUAL	2021 AMENDED	2022 PROPOSED
100-0-0000-371200 Contributions - Commun	625	0	16,000	0	0	0
100-0-0000-371250 Donations-Recreation	0	0	0	500	0	0
100-0-0000-371400 Contributions & Donati	0	0	0	0	500	500
100-0-0000-373210 Contributions/Donation	250	0	0	0	0	0
100-0-0000-375000 Festival Contributions	11,120	5,265	1,656	4,060	500	500
100-0-0000-376000 Main Street Donations	197	25	0	70	0	0
TOTAL CONTRIBUTIONS	12,192	5,290	17,656	4,630	1,000	1,000
MISC REVENUE						
100-0-0000-381001 Facilities Rental Fees	0	0	0	8,171	30,400	25,000
100-0-0000-381100 Cell Phone Tower Lease	8,754	14,736	7,040	0	0	0
100-0-0000-381110 Misc Revenue	7,181	7,675	5,600	35,336	30,000	35,000
100-0-0000-381150 Insurance Reimbursemen	79,653	115,805	17,829	6,401	8,000	5,000
100-0-0000-381160 CARES Act Funding	0	0	0	0	272,604	0
100-0-0000-381170 ARP Funding	0	0	0	0	0	0
100-0-0000-381200 Other Reimbursements	10,625	16,579	21,522	15,828	16,300	15,295
100-0-0000-381300 Gas South Fees	1,728	1,474	1,563	887	0	0
100-0-0000-383000 Reimbursement for Dama	0	30,440	0	1,452	0	0
TOTAL MISC REVENUE	107,940	186,709	53,554	68,075	357,304	80,295
OTHER FINANCING SOURCES						
100-0-0000-392200 Proceeds from Property	0	0	0	0	337,550	700,000
100-0-0000-393100 Lease Proceeds	319,088	92,754	0	226,791	0	0
100-0-0000-393200 Proceeds from Loans	0	255,010	0	46,710	855,998	1,720,000
100-0-0000-394400 Proceeds-Vehicle Repla	3,000	0	0	0	0	0
100-0-0000-395100 Transfer from Water-Se	350,000	0	0	0	0	0
100-0-0000-395220 Transfer from ARP Grant Fd	0	0	0	0	1,003,000	1,003,000
100-0-0000-395250 PY Fund Balance Alloc	0	0	0	0	491,317	1,021,477
100-0-0000-395280 Transfer from Vehicle	0	0	106,321	0	0	0
100-0-0000-395295 Transfer from Dev Auth	102,800	111,437	800	103,184	55,000	55,000
100-0-0000-395300 Transfer from Hotel/M	1,180,795	1,287,677	1,363,811	1,050,392	577,061	742,500
TOTAL OTHER FINANCING SOURCES	1,955,683	1,746,878	1,470,932	1,427,077	3,319,926	5,241,977
TOTAL SOURCES	12,063,339	11,876,323	12,676,354	14,099,175	16,085,538	17,345,016
TOTAL REVENUES	10,107,656	10,129,446	11,205,422	12,672,098	12,765,612	12,103,039
OTHER SOURCES	1,955,683	1,746,878	1,470,932	1,427,077	3,319,926	5,241,977
TOTAL SOURCES	12,063,339	11,876,323	12,676,354	14,099,175	16,085,538	17,345,016
LESS- EXPENDITURES	12,140,844	11,817,316	11,716,103	13,695,811	16,085,538	17,345,016
NET REVENUE (EXPENSE)	(77,505)	59,007	960,251	403,364	(0)	(0)

CITY OF HAPEVILLE
BUDGET DETAILS --- BUDGET YEAR 2021-2022

PROPOSED BUDGET FY2021-2022	2017 ACTUAL	2018 ACTUAL	2019 ACTUAL	2020 ACTUAL	2021 AMENDED	2022 PROPOSED
GENERAL FUND		**REVENUE SUMMARY**				
SOURCES	2017 ACTUAL	2018 ACTUAL	2019 ACTUAL	2020 ACTUAL	2021 AMENDED	2022 PROPOSED
					11,109,938	10,861,699
TAXES: OTHER	4,989,390	4,965,890	5,965,592	6,874,639	7,223,938	6,919,999
PROPERTY TAXES	3,668,647	3,828,033	4,172,561	4,028,261	3,886,000	3,941,700
LICENSES AND PERMITS	713,586	519,741	341,131	700,895	529,960	576,460
INTERGOVERNMENTAL	82,060	22,340	100,226	85,452	0	0
CHARGES FOR SERVICES	352,615	391,595	409,179	441,782	299,910	256,585
FINES AND FORFEITURES	180,778	209,066	145,469	462,517	461,500	326,000
INVESTMENT INCOME	448	781	53	5,847	6,000	1,000
CONTRIBUTIONS	12,192	5,290	17,656	4,630	1,000	1,000
MISC REVENUE	107,940	186,709	53,554	68,075	357,304	80,295
OTHER SOURCES OF FUNDS	1,955,683	1,746,878	1,470,932	1,427,077	3,319,926	5,241,977
TOTAL G F REVENUES	12,063,339	11,876,323	12,676,354	14,099,175	16,085,538	17,345,016

GENERAL FUND		EXPENDITURE SUMMARY				
By Organizational Unit	2017 ACTUAL	2018 ACTUAL	2019 ACTUAL	2020 ACTUAL	2021 AMENDED	2022 PROPOSED
TOTAL COUNCIL	43,173	41,607	39,164	38,758	39,687	89,687
TOTAL MAYOR	22,586	18,520	21,081	21,059	15,343	23,343
CITY MANAGER	0	120,906	445,465	674,505	961,456	587,541
CITY CLERK	127,120	94,434	156,995	171,468	181,662	181,702
TOTAL ELECTIONS	10,189	78	17,137	5,809	1,500	32,500
FINANCIAL ADMINISTRATION	1,005,040	1,053,555	713,152	708,835	978,962	900,253
LEGAL SERVICES	875,042	389,447	387,784	365,210	260,000	200,000
TOTAL HUMAN SERVICES	391,733	413,865	356,249	197,043	458,410	463,273
INFORMATION TECHNOLOGY	737,962	723,570	414,697	441,411	512,834	440,688
OTHER FINANCING USES	33,064	28,589	160,445	354,807	350,790	440,796
TOTAL ADMIN AND GENERAL	3,245,910	2,884,570	2,712,169	2,978,906	3,760,643	3,359,783
GENERAL GOVERNMENT	3,245,910	2,884,570	2,712,169	2,978,906	3,760,643	3,359,783
JUDICIAL	128,399	128,537	148,668	308,218	301,483	315,668
POLICE ADMINISTRATION	2,941,127	3,059,225	2,836,785	3,318,425	4,013,447	4,032,065
FIRE ADMINISTRATION	2,551,261	2,502,016	2,575,961	3,346,033	4,060,748	3,722,431
COMMUNITY SERVICES	2,465,852	2,192,945	2,238,000	2,490,008	2,596,082	4,345,049
PARTICIPANT RECREATION	553,086	537,314	571,177	621,161	725,570	824,823
DEVELOPMENT & PLANNING	255,209	512,710	633,343	633,060	627,565	745,199
TOTAL EXPENDITURES	12,140,844	11,817,316	11,716,103	13,695,811	16,085,538	17,345,016
TOTAL REVENUES	12,063,339	11,876,323	12,676,354	14,099,175	16,085,538	17,345,016
Net	(77,505)	59,007	960,251	403,364	(0)	(0)

CITY OF HAPEVILLE
BUDGET DETAILS --- BUDGET YEAR 2021-2022

PROPOSED BUDGET FY2021-2022	2017 ACTUAL	2018 ACTUAL	2019 ACTUAL	2020 ACTUAL	2021 AMENDED	2022 PROPOSED
100-GENERAL FUND EXPENDITURES	**2017 ACTUAL**	**2018 ACTUAL**	**2019 ACTUAL**	**2020 ACTUAL**	**2021 AMENDED**	**2022 PROPOSED**
COUNCIL						
PERSONNEL SERVICES						
100-5-1110-511100 Regular Employees	30,596	31,154	0	0	0	0
100-5-1110-511200 Part-time Employees	0	0	28,552	31,487	31,200	31,200
100-5-1110-512200 Social Security FICA C	1,913	1,934	1,683	1,952	1,934	1,934
100-5-1110-512300 Medicare	447	452	407	456	452	452
PERSONNEL SERVICES	32,956	33,541	30,642	33,895	33,587	33,587
CONTRACTED SERVICES						
100-5-1110-521206 Sponsorships	0	0	0	0	0	50,000
100-5-1110-522050 Meeting expenses	1,086	579	53	965	2,500	2,500
100-5-1110-523500 Travel	3,836	1,993	3,371	(278)	1,500	1,500
100-5-1110-523700 Education & Training	3,545	4,210	4,984	3,612	1,500	1,500
CONTRACTED SERVICES	8,467	6,782	8,408	4,298	5,500	55,500
SUPPLIES & MINOR EQPT						
100-5-1110-531100 Supplies	1,751	1,284	115	565	600	600
SUPPLIES & MINOR EQPT	1,751	1,284	115	565	600	600
TOTAL COUNCIL	43,173	41,607	39,164	38,758	39,687	89,687

CITY OF HAPEVILLE
BUDGET DETAILS --- BUDGET YEAR 2021-2022

PROPOSED BUDGET FY2021-2022	2017 ACTUAL	2018 ACTUAL	2019 ACTUAL	2020 ACTUAL	2021 AMENDED	2022 PROPOSED
MAYOR						
PERSONNEL SERVICES						
100-5-1310-511100 Regular Employees	8,415	8,388	0	0	0	0
100-5-1310-511200 Part-time Employees	0	0	8,110	8,476	8,400	8,400
100-5-1310-512200 Social Security FICA C	539	756	521	525	521	521
100-5-1310-512300 Medicare	126	177	122	123	122	122
PERSONNEL SERVICES	9,080	9,320	8,753	9,124	9,043	9,043
CONTRACTED SERVICES						
100-5-1310-523500 Travel	3,013	1,691	893	0	800	800
100-5-1310-523700 Education & Training	2,010	1,720	1,239	5,124	1,500	3,000
CONTRACTED SERVICES	5,023	3,411	2,132	5,124	2,300	3,800
SUPPLIES & MINOR EQPT						
100-5-1310-531100 Supplies	8,484	5,789	10,197	6,811	4,000	10,500
SUPPLIES & MINOR EQPT	8,484	5,789	10,197	6,811	4,000	10,500
TOTAL MAYOR	22,586	18,520	21,081	21,059	15,343	23,343

CITY OF HAPEVILLE
BUDGET DETAILS --- BUDGET YEAR 2021-2022

PROPOSED BUDGET FY2021-2022	2017 ACTUAL	2018 ACTUAL	2019 ACTUAL	2020 ACTUAL	2021 AMENDED	2022 PROPOSED
CITY MANAGER						
PERSONNEL SERVICES						
100-5-1320-511100 Regular Employees	0	96,896	97,209	98,436	100,006	100,006
100-5-1320-512100 Group Insurance	0	2,298	8,416	10,060	10,522	11,938
100-5-1320-512150 Group Insurance - Reti	0	0	0	139,294	0	0
100-5-1320-512200 Social Security - FICA	0	7,565	5,951	6,034	6,200	6,200
100-5-1320-512300 Medicare	0	1,769	1,392	1,411	1,450	1,450
100-5-1320-512500 Money Purchase Pension	0	4,183	12,703	11,781	12,501	12,501
100-5-1320-512700 Worker's Compensation	0	0	0	0	1,409	1,337
100-5-1320-512740 Auto Allowance	0	1,600	4,800	4,847	4,800	4,800
PERSONNEL SERVICES	0	114,311	130,470	271,863	136,888	138,232
CONTRACTED SERVICES						
100-5-1320-523110 Insurance - Liability	0	0	212,573	271,184	290,209	290,209
100-5-1320-523115 Insurance - Worker's C	0	0	94,212	125,696	150,000	150,000
100-5-1320-523200 Communications	0	149	401	975	1,400	1,200
100-5-1320-523300 Advertising	0	3,200	0	0	1,000	1,000
100-5-1320-523500 Travel	0	1,251	901	68	500	500
100-5-1320-523600 Dues & Fees	0	815	908	1,436	2,500	1,400
100-5-1320-523700 Education & Training	0	935	4,139	784	2,000	2,000
CONTRACTED SERVICES	0	6,350	313,134	400,143	447,609	446,309
SUPPLIES & MINOR EQPT						
100-5-1320-531100 Supplies	0	224	715	1,034	1,500	1,500
100-5-1320-531300 Operating Lease	0	0	1,146	1,465	1,500	1,500
100-5-1320-531600 Small Equipment<5000	0	20	0	0	1,000	0
SUPPLIES & MINOR EQPT	0	245	1,861	2,500	4,000	3,000
DEBT SERVICE						
100-5-1320-580008 Trf to Dev Auth - 2019B	0	0	0	0	372,959	0
TOTAL DEBT SERVICE	0	0	0	0	372,959	0
TOTAL CITY MANAGER	0	120,906	445,465	674,505	961,456	587,541

CITY OF HAPEVILLE
BUDGET DETAILS --- BUDGET YEAR 2021-2022

PROPOSED BUDGET FY2021-2022	2017 ACTUAL	2018 ACTUAL	2019 ACTUAL	2020 ACTUAL	2021 AMENDED	2022 PROPOSED
CITY CLERK						
PERSONNEL SERVICES						
100-5-1330-511100 Regular Employees	70,745	61,805	97,428	104,750	105,965	109,773
100-5-1330-511300 Overtime	5,091	1,602	318	68	100	100
100-5-1330-512100 Group Insurance	11,307	6,069	468	11,741	10,522	11,938
100-5-1330-512200 Social Security FICA C	4,522	3,733	5,925	6,106	6,582	6,818
100-5-1330-512300 Medicare	1,057	873	1,386	1,428	1,539	1,595
100-5-1330-512400 Retirement Contributio	8,817	7,522	13,249	11,841	11,427	14,676
100-5-1330-512700 Worker's Compensation	1,216	0	0	0	1,476	1,451
PERSONNEL SERVICES	102,754	81,604	118,773	135,934	137,612	146,352
CONTRACTED SERVICES						
100-5-1330-521200 Professional	0	705	859	3,687	8,000	1,000
100-5-1330-523200 Communications	0	0	0	152	850	850
100-5-1330-523300 Advertising	8,207	465	2,553	1,652	1,750	1,750
100-5-1330-523400 Printing & Binding	10,565	5,822	5,748	10,000	10,000	10,000
100-5-1330-523500 Travel	278	0	783	(9)	400	700
100-5-1330-523600 Dues & Fees	0	0	55	155	250	250
100-5-1330-523700 Education & Training	415	790	909	594	500	500
CONTRACTED SERVICES	19,625	7,782	10,907	16,230	21,750	15,050
SUPPLIES & MINOR EQPT						
100-5-1330-531100 Supplies	2,042	2,668	2,199	5,891	2,600	2,300
100-5-1330-531300 Operating Lease	2,698	2,380	5,983	1,510	2,500	2,500
100-5-1330-531600 Small Equipment<5000	0	0	0	0	1,700	0
SUPPLIES & MINOR EQPT	4,740	5,048	8,183	7,401	6,800	4,800
CAPITAL OUTLAYS > $5000						
100-5-1330-542410 Technology	0	0	19,133	11,902	15,500	15,500
TOTAL CAPITAL OUTLAYS > $5000	0	0	19,133	11,902	15,500	15,500
TOTAL CITY CLERK	127,120	94,434	156,995	171,468	181,662	181,702

CITY OF HAPEVILLE
BUDGET DETAILS --- BUDGET YEAR 2021-2022

PROPOSED BUDGET FY2021-2022	2017 ACTUAL	2018 ACTUAL	2019 ACTUAL	2020 ACTUAL	2021 AMENDED	2022 PROPOSED
ELECTIONS						
CONTRACTED SERVICES						
100-5-1400-523300 Advertising	360	23	2,247	385	1,000	2,500
100-5-1400-523400 Printing & Binding	0	43	0	0	0	0
100-5-1400-523700 Education & Training	0	12	0	0	0	0
100-5-1400-523850 Contract Labor	9,829	0	14,890	5,423	500	30,000
CONTRACTED SERVICES	10,189	78	17,137	5,809	1,500	32,500
TOTAL ELECTIONS	10,189	78	17,137	5,809	1,500	32,500

CITY OF HAPEVILLE
BUDGET DETAILS --- BUDGET YEAR 2021-2022

PROPOSED BUDGET FY2021-2022	2017 ACTUAL	2018 ACTUAL	2019 ACTUAL	2020 ACTUAL	2021 AMENDED	2022 PROPOSED
FINANCE & ADMINISTRATION						
PERSONNEL SERVICES						
100-5-1510-511100 Regular Employees	260,562	247,567	259,371	349,172	344,130	356,504
100-5-1510-511300 Overtime	3,196	4,273	8,162	9,494	10,000	10,000
100-5-1510-512100 Group Insurance	26,409	30,231	26,738	14,324	31,565	35,813
100-5-1510-512200 Social Security FICA C	15,673	13,092	15,944	21,379	22,576	23,343
100-5-1510-512300 Medicare	3,665	3,062	3,729	5,000	5,280	5,459
100-5-1510-512400 Retirement Contributio	35,603	40,282	40,478	40,373	38,153	48,956
100-5-1510-512500 Money Purchase Pension	7,864	1,496	0	0	0	0
100-5-1510-512600 Unemployment Insurance	0	2,727	5,680	0	0	0
100-5-1510-512700 Worker's Compensation	3,579	0	0	0	4,797	4,717
100-5-1510-512740 Car Allowance	4,600	200	0	0	0	0
PERSONNEL SERVICES	361,150	342,929	360,101	439,742	456,502	484,793
CONTRACTED SERVICES						
100-5-1510-521100 Contract Services	81,824	46,559	2,977	0	2,000	2,000
100-5-1510-521200 Professional Services	151,340	150,085	192,977	110,379	335,000	235,000
100-5-1510-521203 W/C - Professional Sv	50,833	8,122	4,930	3,515	6,000	6,000
100-5-1510-521204 Workers Comp Claims Ex	0	0	12,310	0	0	0
100-5-1510-521205 Bank Charges	44,459	45,307	47,749	58,588	68,000	68,000
100-5-1510-522200 Repairs & Maintenance	317	300	380	91	500	500
100-5-1510-523100 Insurance - Other	21,431	2,500	0	0	0	0
100-5-1510-523110 Insurance-Liability	200,017	263,024	0	0	0	0
100-5-1510-523115 Insurance - Worker's C	0	110,463	0	2,223	1,060	1,060
100-5-1510-523200 Communications	8,549	6,630	7,779	11,148	10,000	10,000
100-5-1510-523300 Advertising	1,668	991	3,183	3,604	2,600	2,600
100-5-1510-523500 Travel	2,302	684	275	310	0	0
100-5-1510-523600 Dues & Fees	17,200	19,273	24,683	21,720	28,000	25,000
100-5-1510-523700 Education & Training	3,086	1,314	1,519	6,088	6,500	9,500
100-5-1510-523750 Misc Expense	3,177	361	0	0	0	0
100-5-1510-523900 Other	29	80	2,284	41	0	0
CONTRACTED SERVICES	586,233	655,693	301,046	217,706	459,660	359,660
SUPPLIES & MINOR EQPT						
100-5-1510-531100 Supplies	15,239	16,059	15,968	16,340	15,000	15,000
100-5-1510-531220 Natural Gas	1,905	1,486	2,622	1,904	2,000	2,000
100-5-1510-531230 Electricity	18,182	16,122	14,765	9,965	15,000	15,000
100-5-1510-531300 Operating Lease	9,615	10,139	7,028	6,514	10,000	10,000
100-5-1510-531400 Books & Periodicals	301	328	822	485	1,000	1,000
100-5-1510-531600 Small Equipment<5000	1,616	0	0	4,867	3,000	2,000
SUPPLIES & MINOR EQPT	46,857	44,133	41,204	40,076	46,000	45,000
CAPITAL OUTLAYS >$5,000						
100-5-1510-542400 Computers	0	0	0	0	6,000	0
100-5-1510-542525 Equipment lease	10,800	10,800	10,800	11,312	10,800	10,800
CAPITAL OUTLAYS >	10,800	10,800	10,800	11,312	16,800	10,800
TOTAL FINANCIAL ADMINISTRATION	1,005,040	1,053,555	713,152	708,835	978,962	900,253

CITY OF HAPEVILLE
BUDGET DETAILS --- BUDGET YEAR 2021-2022

PROPOSED BUDGET FY2021-2022	2017 ACTUAL	2018 ACTUAL	2019 ACTUAL	2020 ACTUAL	2021 AMENDED	2022 PROPOSED
LAW						
CONTRACTED SERVICES						
100-5-1530-521200 Professional - City At	602,909	223,496	248,049	244,035	260,000	200,000
100-5-1530-521205 Legal Settlement	22,320	13,668	0	0	0	0
100-5-1530-521250 Professional - Outside	0	14,175	0	0	0	0
100-5-1530-521500 Other Professional Svc	249,813	138,105	139,734	121,134	0	0
100-5-1530-523900 Other	0	2	0	41	0	0
CONTRACTED SERVICES	875,042	389,447	387,784	365,210	260,000	200,000
TOTAL LAW	875,042	389,447	387,784	365,210	260,000	200,000

CITY OF HAPEVILLE
BUDGET DETAILS --- BUDGET YEAR 2021-2022

PROPOSED BUDGET FY2021-2022	2017 ACTUAL	2018 ACTUAL	2019 ACTUAL	2020 ACTUAL	2021 AMENDED	2022 PROPOSED
HUMAN RESOURCES						
PERSONNEL SERVICES						
100-5-1540-511100 Regular Employees	76,859	92,419	66,747	61,063	67,936	70,377
100-5-1540-511300 Overtime	1,694	1,170	2,964	2,186	0	0
100-5-1540-512100 Group Insurance	6,687	7,328	46,848	2,562	0	0
100-5-1540-512150 Group Insurance - Reti	187,835	198,408	156,864	0	185,000	185,000
100-5-1540-512160 Medicare Reim/Stipends	89,305	86,576	64,814	110,505	130,000	130,000
100-5-1540-512200 Social Security FICA C	4,914	5,526	4,112	3,771	4,212	4,363
100-5-1540-512300 Medicare	1,149	1,292	962	882	985	1,020
100-5-1540-512400 Retirement Contributio	10,945	10,652	8,985	7,444	7,319	9,401
100-5-1540-512700 Worker's Compensation	1,580	0	0	0	947	932
PERSONNEL SERVICES	380,968	403,371	352,295	188,412	396,400	401,093
CONTRACTED SERVICES						
100-5-1540-521200 Professional	1,158	2,654	0	145	45,000	45,000
100-5-1540-522200 Repairs & Maintenance	0	0	0	0	1,000	1,000
100-5-1540-523200 Communications	0	0	0	330	850	550
100-5-1540-523210 Information Technology	0	0	0	0	500	500
100-5-1540-523300 Advertising	325	0	0	0	200	200
100-5-1540-523400 Printing & Binding	0	0	0	0	500	500
100-5-1540-523500 Travel	846	0	83	0	1,000	1,200
100-5-1540-523600 Dues & Fees	299	633	589	301	900	900
100-5-1540-523700 Education & Training	495	415	25	0	1,000	1,100
CONTRACTED SERVICES	3,123	3,702	697	776	50,950	50,950
SUPPLIES & MINOR EQPT						
100-5-1540-531100 Supplies	4,945	4,411	1,556	5,086	2,330	2,500
100-5-1540-531300 Operating Lease	2,698	2,380	1,700	1,510	2,530	2,530
100-5-1540-531400 Books & Periodicals	0	0	0	0	200	200
100-5-1540-531600 Small Equipment<5000	0	0	0	1,259	1,000	1,000
TOTAL SUPPLIES & MINOR EQPT	7,643	6,792	3,256	7,855	6,060	6,230
CAPITAL OUTLAYS > $5000						
100-5-1540-542400 Computers	0	0	0	0	2,000	2,000
100-5-1540-542410 Technology	0	0	0	0	3,000	3,000
TOTAL CAPITAL OUTLAYS > $5000	0	0	0	0	5,000	5,000
HUMAN RESOURCES	391,733	413,865	356,249	197,043	458,410	463,273

CITY OF HAPEVILLE
BUDGET DETAILS --- BUDGET YEAR 2021-2022

PROPOSED BUDGET FY2021-2022	2017 ACTUAL	2018 ACTUAL	2019 ACTUAL	2020 ACTUAL	2021 AMENDED	2022 PROPOSED
INFORMATION TECHNOLOGY						
CONTRACTED SERVICES						
100-5-1565-521100 Contract Services	171,512	269,081	162,589	178,006	200,000	200,000
100-5-1565-522200 Repairs & Maintenance	2,845	0	5,578	0	0	0
100-5-1565-523200 Communications	155,825	195,795	112,891	132,878	135,000	135,000
100-5-1565-523210 Information Technology	13,096	131,871	13,072	67	6,000	6,000
CONTRACTED SERVICES	343,278	596,747	294,129	310,950	341,000	341,000
CAPITAL OUTLAYS >$5,000						
100-5-1565-542400 Computers	80	3,154	0	3,638	30,000	30,000
100-5-1565-542410 Technology	320,437	0	0	0	15,000	15,000
100-5-1565-542500 Equipment	300	0	(41,717)	0	0	0
100-5-1565-543200 Equipment lease	72,146	123,669	1	0	126,834	54,688
CAPITAL OUTLAYS >$5,000	392,962	126,823	(41,717)	3,638	171,834	99,688
DEBT SERVICE						
100-5-1565-581220 Principal Capital Leas	0	0	147,356	116,098	0	0
100-5-1565-582220 Interest Capital Lease	0	0	14,929	10,724	0	0
DEBT SERVICE	0	0	162,285	126,823	0	0
INFORMATION TECHNOLOGY	737,962	723,570	414,697	441,411	512,834	440,688

CITY OF HAPEVILLE
BUDGET DETAILS --- BUDGET YEAR 2021-2022

PROPOSED BUDGET FY2021-2022	2017 ACTUAL	2018 ACTUAL	2019 ACTUAL	2020 ACTUAL	2021 AMENDED	2022 PROPOSED
MUNICIPAL COURT						
PERSONNEL SERVICES						
100-5-2650-511100 Regular Employees	40,101	40,825	45,166	76,652	85,672	88,753
100-5-2650-511300 Overtime	2,761	(1,430)	751	2,899	3,500	3,000
100-5-2650-511325 Incentive Wages	0	0	0	0	2,000	2,000
100-5-2650-512100 Group Insurance	6,845	9,846	8,751	5,414	10,522	11,938
100-5-2650-512200 Social Security FICA C	2,630	2,426	2,558	4,675	5,746	5,875
100-5-2650-512300 Medicare	615	567	598	1,093	1,344	1,374
100-5-2650-512400 Retirement Contributio	6,067	5,111	7,087	8,864	9,607	12,256
100-5-2650-512700 Worker's Compensation	724	0	0	0	1,193	1,173
PERSONNEL SERVICES	59,745	57,346	64,911	99,598	119,583	126,368
CONTRACTED SERVICES						
100-5-2650-521200 Professional	58,188	54,410	54,500	48,960	50,000	60,000
100-5-2650-523210 Information Technology	8,523	13,922	27,947	31,995	15,000	15,000
100-5-2650-523400 Printing & Binding	335	274	110	682	1,500	1,500
100-5-2650-523500 Travel	200	0	0	395	200	200
100-5-2650-523600 Dues & Fees	1,239	1,432	975	959	800	800
100-5-2650-523700 Education & Training	0	225	225	225	500	500
CONTRACTED SERVICES	68,485	70,262	83,757	83,217	68,000	78,000
SUPPLIES & MINOR EQPT						
100-5-2650-531100 Supplies	169	0	0	1,255	500	500
100-5-2650-531600 Small Equipment<5000	0	929	0	658	3,400	800
SUPPLIES & MINOR EQPT	169	929	0	1,912	3,900	1,300
OTHER COSTS						
100-5-2650-572800 Other Costs (NOC)	0	0	0	123,491	110,000	110,000
TOTAL OTHER COSTS (NOC)	0	0	0	123,491	110,000	110,000
MUNICIPAL COURT	128,399	128,537	148,668	308,218	301,483	315,668

CITY OF HAPEVILLE
BUDGET DETAILS --- BUDGET YEAR 2021-2022

PROPOSED BUDGET FY2021-2022	2017 ACTUAL	2018 ACTUAL	2019 ACTUAL	2020 ACTUAL	2021 AMENDED	2022 PROPOSED
POLICE ADMINISTRATION						
PERSONNEL SERVICES						
100-5-3210-511100 Regular Employees	1,643,816	1,723,604	1,570,576	1,986,219	2,043,431	2,156,788
100-5-3210-511110 Dispatch Salaries	(86,608)	(95,271)	(168,584)	(243,675)	(350,790)	(440,796)
100-5-3210-511200 Part-time employees	0	0	99,814	50,110	156,600	162,287
100-5-3210-511300 Overtime	62,953	106,434	105,541	133,074	165,000	80,000
100-5-3210-511325 Incentive Wages	0	0	100	0	10,000	10,000
100-5-3210-512100 Group Insurance	283,083	300,304	269,750	232,567	378,785	429,758
100-5-3210-512200 Social Security FICA C	36,578	33,520	29,600	(262)	51,995	0
100-5-3210-512300 Medicare	24,746	25,403	24,556	22,094	36,685	35,947
100-5-3210-512400 Retirement Contributio	227,958	217,532	287,955	246,974	237,931	298,783
100-5-3210-512700 Worker's Compensation	33,012	7,472	1,821	11,482	28,477	28,513
100-5-3210-512800 Vacant postions	0	0	0	0	144,436	185,408
PERSONNEL SERVICES	2,225,538	2,318,997	2,221,130	2,438,584	2,902,551	2,946,688
CONTRACTED SERVICES						
100-5-3210-521200 Professional	6,935	12,310	7,494	9,053	10,000	10,000
100-5-3210-522200 Repairs & Maintenance	55,460	65,739	81,630	98,108	70,000	70,000
100-5-3210-522310 Fingerprinting Expense	1,614	2,147	2,054	123	2,500	2,500
100-5-3210-523200 Communications	9,812	46,269	75,933	98,061	88,000	88,000
100-5-3210-523210 Information Technology	52,005	69,424	71,254	80,782	100,000	80,000
100-5-3210-523230 E-911 Communications	127,151	93,997	0	0	0	0
100-5-3210-523300 Advertising	450	0	0	0	300	300
100-5-3210-523400 Printing & Binding	2,109	1,737	2,592	1,189	2,000	1,200
100-5-3210-523500 Travel	811	804	1,592	2,109	1,200	1,200
100-5-3210-523600 Dues & Fees	4,108	3,440	4,048	4,132	2,000	2,000
100-5-3210-523700 Education & Training	593	4,166	388	8,043	5,000	5,000
100-5-3210-523900 Prisoner Housing	53,395	48,715	54,540	37,390	28,000	28,000
CONTRACTED SERVICES	314,442	348,747	301,527	338,990	309,000	288,200
SUPPLIES & MINOR EQPT						
100-5-3210-531100 Supplies	17,858	15,411	18,896	15,278	18,000	18,000
100-5-3210-531220 Natural Gas	1,277	2,797	2,048	1,504	2,500	2,500
100-5-3210-531230 Electricity	6,769	3,858	26,557	24,509	22,000	25,000
100-5-3210-531270 Gasoline/Diesel	61,835	75,774	78,487	81,753	80,000	80,000
100-5-3210-531300 Operating Leases	21,817	21,109	14,834	13,314	13,000	13,000
100-5-3210-531400 Books & Periodicals	0	154	380	125	800	800
100-5-3210-531600 Small Equipment<5000	4,802	17,653	4,543	3,719	5,000	5,000
100-5-3210-531700 Other Supplies-Uniform	16,110	15,066	19,128	28,107	20,000	20,000
SUPPLIES & MINOR EQPT	130,469	151,822	164,873	168,309	161,300	164,300
CAPITAL OUTLAYS >$5,000						
100-5-3210-542200 Vehicles	0	92,754	0	10,000	182,314	180,000

CITY OF HAPEVILLE
BUDGET DETAILS --- BUDGET YEAR 2021-2022

PROPOSED BUDGET FY2021-2022	2017 ACTUAL	2018 ACTUAL	2019 ACTUAL	2020 ACTUAL	2021 AMENDED	2022 PROPOSED
100-5-3210-542400 Computers	0	0	0	0	64,000	0
100-5-3210-542500 Equipment	64,921	37,727	54,906	89,715	69,000	34,000
100-5-3210-542516 Safetyville expenses	154	736	216	0	0	0
CAPITAL OUTLAYS >$5,000	65,075	131,217	55,122	99,715	315,314	214,000
DEBT SERVICE						
100-5-3210-580400 Transfers to Debt Serv	0	0	0	0	76,000	76,000
100-5-3210-580402 Principal Phase 2 Leas	25,168	51,535	29,881	0	0	0
100-5-3210-580404 Principal Phase 3 Lea	31,377	0	30,129	62,008	28,000	0
100-5-3210-580419 P & I - Regions 2019	0	0	0	72,724	90,000	90,000
100-5-3210-580500 AT&T Leases	34,765	0	0	0	0	0
100-5-3210-582404 Interest Phase 3 Lease	0	0	14,020	19,082	0	0
100-5-3210-582406 TRUIST Vehicle Lease-P	0	0	0	0	0	75,406
100-5-3210-582407 TRUIST Vehicle Lease-I	0	0	0	0	0	5,417
TOTAL DEBT SERVICE	91,309	51,535	74,031	153,813	194,000	246,823
TOTAL POLICE ADMIN	2,826,833	3,002,317	2,816,682	3,199,410	3,882,165	3,860,011

CITY OF HAPEVILLE
BUDGET DETAILS --- BUDGET YEAR 2021-2022

PROPOSED BUDGET FY2021-2022	2017 ACTUAL	2018 ACTUAL	2019 ACTUAL	2020 ACTUAL	2021 AMENDED	2022 PROPOSED
FIRE ADMINISTRATION						
PERSONNEL SERVICES						
100-5-3510-511100 Regular Employees	1,476,938	1,560,299	1,568,099	1,985,567	2,005,761	2,103,539
100-5-3510-511300 Overtime	52,503	89,951	115,881	174,020	204,000	174,000
100-5-3510-512100 Group Insurance	291,403	273,036	268,011	229,763	326,176	370,070
100-5-3510-512200 Social Security FICA C	2,349	7,351	(320)	5,003	5,489	0
100-5-3510-512300 Medicare	20,507	22,220	23,089	29,821	35,000	35,547
100-5-3510-512400 Retirement Contributio	193,633	190,246	251,929	245,941	238,074	304,226
100-5-3510-512700 Worker's Compensation	27,018	3,847	3,097	5,528	27,973	27,845
100-5-3510-512800 Vacant Positions	0	0	0	0	0	52,535
PERSONNEL SERVICES	2,064,350	2,146,951	2,229,785	2,675,644	2,842,473	3,067,762
CONTRACTED SERVICES						
100-5-3510-521200 Professional Fees	602	35	69	995	250	250
100-5-3510-521205 Legal Settlement	68,402	0	(1,770)	0	0	0
100-5-3510-521210 Licenses	0	0	20,381	28,445	32,000	35,000
100-5-3510-522200 Repairs & Maintenance	58,077	51,619	48,197	64,599	65,000	65,000
100-5-3510-523100 Insurance Other Than E	962	0	0	0	0	0
100-5-3510-523200 Communications	3,233	6,019	6,198	30,387	8,000	9,000
100-5-3510-523500 Travel	1,231	1,927	946	0	3,000	3,000
100-5-3510-523600 Dues & Fees	3,967	2,050	1,749	935	2,000	2,000
100-5-3510-523700 Education & Training	12,989	3,444	5,683	5,642	10,000	10,000
100-5-3510-523850 Community Risk Reducti	0	0	0	1,209	10,000	10,000
CONTRACTED SERVICES	149,464	65,094	81,452	132,213	130,250	134,250
SUPPLIES & MINOR EQPT						
100-5-3510-531100 Supplies	6,731	4,901	4,976	7,905	8,000	8,000
100-5-3510-531220 Natural Gas	6,241	5,069	4,929	4,448	7,000	7,000
100-5-3510-531230 Electricity	20,621	18,093	21,084	17,606	20,000	20,000
100-5-3510-531270 Gasoline/Diesel	11,299	13,940	14,809	13,943	15,000	20,000
100-5-3510-531300 Operating Lease	6,006	4,595	5,696	7,524	8,000	8,000
100-5-3510-531400 Books & Periodicals	652	0	108	0	2,000	2,000
100-5-3510-531600 Small Equipment<5000	1,943	1,948	2,071	515	7,100	2,000
100-5-3510-531700 Uniform Supplies	20,527	19,721	16,829	17,682	24,000	24,000
100-5-3510-531710 EMS	45,391	46,286	45,847	33,290	60,000	60,000
SUPPLIES & MINOR EQPT	119,411	114,552	116,348	102,912	151,100	151,000
CAPITAL OUTLAYS >$5,000						
100-5-3510-542200 Vehicles	0	0	0	235,709	590,000	0
100-5-3510-542300 Furniture & Fixtures	1,349	1,532	1,838	654	10,000	5,000
100-5-3510-542400 Computers	0	0	0	7,471	10,000	10,000
100-5-3510-542500 Equipment	39,898	18,310	17,712	42,067	137,544	63,000
CAPITAL OUTLAYS >$5,000	41,248	19,842	19,550	285,901	747,544	78,000
DEBT SERVICE						

CITY OF HAPEVILLE
BUDGET DETAILS --- BUDGET YEAR 2021-2022

PROPOSED BUDGET FY2021-2022	2017 ACTUAL	2018 ACTUAL	2019 ACTUAL	2020 ACTUAL	2021 AMENDED	2022 PROPOSED
100-5-3510-580401 Principal Phase 1 Leas	59,947	50,558	38,154	39,218	49,019	29,003
100-5-3510-580402 P&I Phase 2 Lease	28,373	16,551	0	0	10,200	10,200
100-5-3510-580403 Principal Fire Truck	88,469	88,469	62,595	82,222	130,000	130,000
100-5-3510-582401 Interest Phase 1 Lease	0	0	2,202	1,138	162	0
100-5-3510-582403 Interest Fire Truck	0	0	25,873	26,784	0	0
100-5-3510-582406 TRUIST Vehicle Lease-P	0	0	0	0	0	113,792
100-5-3510-582407 TRUIST Vehicle Lease-I	0	0	0	0	0	8,423
DEBT SERVICE	176,788	155,577	128,825	149,363	189,381	291,419
FIRE ADMINISTRATION	2,551,261	2,502,016	2,575,961	3,346,033	4,060,748	3,722,431

CITY OF HAPEVILLE
BUDGET DETAILS --- BUDGET YEAR 2021-2022

PROPOSED BUDGET FY2021-2022	2017 ACTUAL	2018 ACTUAL	2019 ACTUAL	2020 ACTUAL	2021 AMENDED	2022 PROPOSED
HIGHWAY AND STREETS ADMIN						
PERSONNEL SERVICES						
100-5-4210-511100 Regular Employees	245,757	238,339	309,961	401,175	343,919	324,531
100-5-4210-511300 Overtime	12,438	8,496	16,215	20,123	25,500	25,000
100-5-4210-512100 Group Insurance	71,908	73,505	78,148	50,217	89,435	101,471
100-5-4210-512200 Social Security FICA C	15,771	14,452	19,218	23,630	24,330	23,221
100-5-4210-512300 Medicare	3,688	3,380	4,495	6,815	5,690	5,431
100-5-4210-512400 Retirement Contribution	36,797	36,330	57,801	47,680	39,800	46,689
100-5-4210-512700 Worker's Compensation	5,424	768	6	0	4,776	4,278
100-5-4210-512800 Vacant Positions	0	0	0	0	0	105,428
PERSONNEL SERVICES	391,784	375,270	485,844	549,640	533,450	636,049
CONTRACTED SERVICES						
100-5-4210-521200 Professional	685	152	94	80	500	500
100-5-4210-522200 Repairs & Maintenance	36,761	29,645	41,694	39,013	50,000	60,000
100-5-4210-523210 Information Technology	0	1,757	0	0	0	0
100-5-4210-523600 Dues & Fees	280	261	0	0	0	0
100-5-4210-523700 Education & Training	35	392	35	185	350	350
CONTRACTED SERVICES	37,760	32,207	41,822	39,278	50,850	60,850
SUPPLIES & MINOR EQPT						
100-5-4210-531100 Supplies	33,645	23,750	32,313	48,526	60,000	60,000
100-5-4210-531230 Electricity	227,786	218,396	225,427	226,745	225,000	245,000
100-5-4210-531270 Gasoline/Diesel	8,580	12,275	7,619	7,961	10,000	10,000
100-5-4210-531600 Small Equipment<5000	0	699	0	0	0	0
SUPPLIES & MINOR EQPT	270,011	255,120	265,358	283,232	295,000	315,000
CAPITAL OUTLAYS >$5,000						
100-5-4210-541200 Site Improvements	31,663	0	18,357	24,808	25,000	15,000
100-5-4210-542200 Vehicles	0	0	0	0	31,000	28,000
100-5-4210-542400 Computers	0	0	0	0	18,300	0
100-5-4210-542500 Equipment	0	0	0	32,000	0	0
CAPITAL OUTLAYS >$5,000	31,663	0	18,357	56,808	74,300	43,000

CITY OF HAPEVILLE
BUDGET DETAILS --- BUDGET YEAR 2021-2022

PROPOSED BUDGET FY2021-2022	2017 ACTUAL	2018 ACTUAL	2019 ACTUAL	2020 ACTUAL	2021 AMENDED	2022 PROPOSED
DEBT SERVICE						
100-5-4210-580009 Trf to Dev Auth - 2019	0	0	0	207,370	396,502	397,669
100-5-4210-580399 Trf to Dev Auth-2004B	50	64,495	249,837	0	0	0
100-5-4210-580401 Trf to Dev Auth- 2004A	519,891	233,458	68,959	181,900	0	0
100-5-4210-580402 Trf to Dev Auth - 2007	112,524	115,932	112,668	0	0	0
100-5-4210-580403 P&I Phase 1 Lease	812	0	0	0	0	0
100-5-4210-580405 Trf to Dev Auth - 2014	42,386	136,808	64,495	68,750	76,602	76,602
DEBT SERVICE	675,662	550,693	495,958	458,020	473,104	474,271
HIGHWAY & STREETS ADMIN	1,406,880	1,213,290	1,307,340	1,386,979	1,426,704	1,529,170

CITY OF HAPEVILLE
BUDGET DETAILS --- BUDGET YEAR 2021-2022

PROPOSED BUDGET FY2021-2022	2017 ACTUAL	2018 ACTUAL	2019 ACTUAL	2020 ACTUAL	2021 AMENDED	2022 PROPOSED
PARTICIPANT RECREATION						
PERSONNEL SERVICES						
100-5-6120-511100 Regular Employees	285,191	240,462	192,914	227,836	254,834	291,278
100-5-6120-511200 Part Time Employees	0	0	41,386	42,229	15,138	49,801
100-5-6120-511300 Overtime	4,207	6,201	11,064	2,801	7,500	7,500
100-5-6120-512100 Group Insurance	43,510	45,103	64,770	44,561	63,131	71,626
100-5-6120-512200 Social Security FICA C	18,492	14,422	12,586	15,384	17,668	22,077
100-5-6120-512300 Medicare	4,325	3,373	5,355	3,600	4,132	5,163
100-5-6120-512400 Retirement Contributio	18,544	26,435	35,735	27,469	28,263	39,910
100-5-6120-512700 Worker's Compensation	2,568	2	0	0	3,590	3,838
100-5-6120-512800 Vacant Postions	0	0	0	0	34,114	61,429
PERSONNEL SERVICES	376,835	335,998	363,811	363,880	428,370	552,623
CONTRACTED SERVICES						
100-5-6120-521301 Technical - Baseball	5,908	5,993	6,352	6,955	7,500	7,500
100-5-6120-521302 Technical - Basketball	5,964	6,039	6,000	5,770	7,000	7,000
100-5-6120-521303 Technical - Football	5,984	7,285	10,660	7,000	8,000	8,000
100-5-6120-521304 Technical -Girl's Soft	2,262	1,953	2,386	2,300	2,400	2,400
100-5-6120-521305 Technical - Tournments	1,575	1,435	1,467	1,645	1,500	1,500
100-5-6120-521306 Technical - Adult Soft	2,344	5,139	4,883	4,970	5,000	5,000
100-5-6120-521307 Technical - Soccer	1,000	0	1,935	1,992	2,000	2,000
100-5-6120-522000 Festivals/Events	13,423	45,593	38,483	36,201	64,000	52,000
100-5-6120-522200 Repairs & Maintenance	3,840	3,230	1,446	2,235	2,300	2,300
100-5-6120-523200 Communications	1,432	1,276	1,476	1,047	2,000	2,000
100-5-6120-523210 Information Technology	0	0	889	0	0	0
100-5-6120-523300 Advertising	0	0	0	198	250	250
100-5-6120-523400 Printing & Binding	0	339	0	172	200	200
100-5-6120-523500 Travel	897	933	857	2,417	1,000	1,000
100-5-6120-523600 Dues & Fees	2,899	2,750	1,934	2,840	3,000	3,000
100-5-6120-523700 Education & Training	1,464	2,754	2,968	2,989	3,000	3,000
100-5-6120-523850 Contract Labor	11,995	8,098	8,602	10,109	10,000	10,000
100-5-6120-523900 Other - Seniors	4,982	4,561	4,935	4,949	5,000	5,000
CONTRACTED SERVICES	65,968	97,380	95,274	93,790	124,150	112,150
SUPPLIES & MINOR EQPT						
100-5-6120-531100 Supplies	12,665	8,547	14,654	16,724	10,000	10,000
100-5-6120-531101 Supplies-Baseball/Girl	1,938	6,904	6,866	4,385	9,000	9,000
100-5-6120-531102 Supplies - Basketball	5,987	6,049	5,997	5,396	6,500	6,500
100-5-6120-531103 Supplies - Football	11,988	11,874	13,624	12,304	13,000	13,000
100-5-6120-531104 Supplies - Adult Softb	1,866	0	0	829	1,500	1,500
100-5-6120-531105 Supplies - Tournaments	1,459	1,183	910	540	1,500	1,500
100-5-6120-531106 Supplies - Senior Citi	1,456	1,577	0	1,194	1,500	1,500
100-5-6120-531107 Supplies - Soccer	1,342	2,000	1,100	0	2,000	2,000
100-5-6120-531108 Supplies - Children's	3,521	3,930	4,054	1,522	7,500	7,500
100-5-6120-531109 Supplies-Cheerleading/	2,500	2,500	2,500	1,796	0	0
100-5-6120-531109 Supplies-Cheerleading/	0	0	0	0	2,500	2,500
100-5-6120-531110 Equip Exp - Coach's Re	0	1,500	0	0	2,500	2,500
100-5-6120-531111 Supplies-Special Progr	107	0	0	0	10,000	10,000

CITY OF HAPEVILLE
BUDGET DETAILS --- BUDGET YEAR 2021-2022

PROPOSED BUDGET FY2021-2022	2017 ACTUAL	2018 ACTUAL	2019 ACTUAL	2020 ACTUAL	2021 AMENDED	2022 PROPOSED
100-5-6120-531220 Natural Gas	7,378	7,365	8,683	6,881	10,000	10,000
100-5-6120-531230 Electricity	33,078	25,207	26,028	20,982	25,000	25,000
100-5-6120-531270 Gasoline/Diesel	1,555	1,923	2,841	2,894	3,500	3,500
100-5-6120-531300 Operating Lease	6,838	6,047	4,443	4,272	4,400	4,400
100-5-6120-531400 Books & Periodicals	0	1,610	1,380	0	0	0
100-5-6120-531590 Other	6,056	4,930	6,043	9,717	10,100	10,100
100-5-6120-531600 Small Equipment<5000	0	1,062	4,018	1,440	16,000	16,000
100-5-6120-531700 Other Supplies	5,515	4,791	8,202	7,339	8,550	8,550
SUPPLIES & MINOR EQPT	105,250	99,000	111,342	98,214	145,050	145,050
CAPITAL OUTLAYS >$5,000						
100-5-6120-542200 Vehicles	0	0	0	37,791	0	0
100-5-6120-542300 Furniture & Fixtures	0	2,000	750	23,379	2,000	2,000
100-5-6120-542400 Computers	0	0	0	0	16,000	3,000
CAPITAL OUTLAYS >$5,000	0	2,000	750	61,170	18,000	5,000
DEBT SERVICE						
100-5-6120-580401 Vehicles - Principal	5,033	2,936	0	3,525	10,000	10,000
100-5-6120-582401 VEHICLES INTEREST	0	0	0	582	0	0
DEBT SERVICE	5,033	2,936	0	4,107	10,000	10,000
PARTICIPANT RECREATION	553,086	537,314	571,177	621,161	725,570	824,823

CITY OF HAPEVILLE
BUDGET DETAILS --- BUDGET YEAR 2021-2022

PROPOSED BUDGET FY2021-2022	2017 ACTUAL	2018 ACTUAL	2019 ACTUAL	2020 ACTUAL	2021 AMENDED	2022 PROPOSED
PARK AREAS & GROUNDS						
PERSONNEL SERVICES						
100-5-6220-511100 Regular Employees	223,926	362,936	291,061	356,185	382,682	407,386
100-5-6220-511200 Part Time Employees	0	0	23,170	0	0	0
100-5-6220-511300 Overtime	19,202	24,628	21,052	18,545	24,000	24,000
100-5-6220-511600 Holiday	36	0	0	0	0	0
100-5-6220-512100 Group Insurance	61,135	96,524	103,356	65,637	115,740	131,315
100-5-6220-512200 Social Security FICA C	14,435	22,756	19,882	20,066	26,702	28,234
100-5-6220-512300 Medicare	3,376	5,322	4,650	8,547	6,245	6,603
100-5-6220-512400 Retirement Contributio	30,319	27,592	52,140	42,235	43,815	57,623
100-5-6220-512700 Worker's Compensation	4,100	1,895	0	2,911	5,305	5,364
100-5-6220-512800 Vacant Positions	0	0	0	0	0	30,465
PERSONNEL SERVICES	356,529	541,652	515,312	514,126	604,489	690,990
CONTRACTED SERVICES						
100-5-6220-522200 Repairs & Maintenance	192,993	110,391	148,335	124,955	100,000	1,140,000
100-5-6220-523600 Dues & Fees	477	199	144	1,375	2,500	2,500
100-5-6220-523800 Technical Inspections	285,966	173,297	78,225	264,326	175,000	250,000
100-5-6220-523850 Contract Labor	3,844	4,282	7,857	5,217	8,000	8,000
CONTRACTED SERVICES	483,279	288,168	234,562	395,873	285,500	1,400,500
SUPPLIES & MINOR EQPT						
100-5-6220-531100 Supplies	82,243	81,128	86,562	96,940	120,000	120,000
100-5-6220-531220 Natural Gas	4,431	6,352	5,239	7,197	10,000	10,000
100-5-6220-531230 Electricity	22,600	19,746	17,451	14,183	16,200	16,200
100-5-6220-531270 Gasoline/Diesel	7,500	7,430	10,771	10,188	14,000	14,000
100-5-6220-531300 Operating Lease	10,640	10,095	7,379	7,577	7,000	7,000
100-5-6220-531600 Small Equipment<5000	0	0	0	0	1,000	0
SUPPLIES & MINOR EQPT	127,414	124,751	127,402	136,085	168,200	167,200
CAPITAL OUTLAYS >$5,000						
100-5-6220-541200 Site Improvements	91,750	25,083	53,384	49,240	80,000	530,000
100-5-6220-542400 Computers	0	0	0	0	1,189	1,189
100-5-6220-542500 Equipment	0	0	0	7,705	30,000	26,000
CAPITAL OUTLAYS >	91,750	25,083	53,384	56,945	111,189	557,189
PARK AREAS & GROUNDS	1,058,972	979,655	930,660	1,103,030	1,169,378	2,815,879

CITY OF HAPEVILLE
BUDGET DETAILS --- BUDGET YEAR 2021-2022

PROPOSED BUDGET FY2021-2022	2017 ACTUAL	2018 ACTUAL	2019 ACTUAL	2020 ACTUAL	2021 AMENDED	2022 PROPOSED
PLANNING & ZONING						
CONTRACTED SERVICES						
100-5-7400-521200 Professional	57,937	88,691	85,325	81,860	60,000	90,000
100-5-7400-521201 Planning/Zoning Board	3,210	2,950	4,600	5,900	6,500	3,200
100-5-7400-521202 Appeals Board	450	1,200	1,850	2,375	2,500	2,500
100-5-7400-521203 City Planning	0	0	0	0	1,000	4,300
100-5-7400-521300 Technical	10,726	24,066	9,440	16,065	13,000	10,800
100-5-7400-521400 ARC-.CDAP Grant Expens	0	0	6,000	0	0	0
100-5-7400-522100 ARC-LCI Grant Expense	93,200	3,800	35,629	54,970	0	0
100-5-7400-523200 Communications	0	143	25	0	0	0
100-5-7400-523210 Information Technology	0	0	0	0	500	500
100-5-7400-523300 Advertising	1,787	930	1,406	1,639	1,600	1,000
100-5-7400-523600 Dues & Fees	0	29	55	48	250	250
100-5-7400-523700 Education & Training	0	450	0	0	1,000	1,000
100-5-7400-523900 OTHER	0	44	0	0	100	100
CONTRACTED SERVICES	167,310	122,302	144,328	162,857	86,450	113,650
SUPPLIES & MINOR EQPT						
100-5-7400-531100 Supplies	195	100	53	710	500	500
100-5-7400-531400 Books & Periodicals	0	0	0	0	100	100
TOTAL SUPPLIES	195	100	53	710	600	600
CAPITAL OUTLAYS >$5,000						
100-5-7400-542410 Technology	0	0	0	2,729	3,000	3,000
TOTAL CAPITAL OUTLAYS > $5000	0	0	0	2,729	3,000	3,000
TOTAL PLANNING	167,505	122,402	144,381	166,296	90,050	117,250

CITY OF HAPEVILLE
BUDGET DETAILS --- BUDGET YEAR 2021-2022

PROPOSED BUDGET FY2021-2022	2017 ACTUAL	2018 ACTUAL	2019 ACTUAL	2020 ACTUAL	2021 AMENDED	2022 PROPOSED
CODE ENFORCEMENT						
PERSONNEL SERVICES						
100-5-7450-511100 Regular Employees	43,580	23,985	3,645	71,055	52,420	87,910
100-5-7450-511200 Part-time Employees	0	0	3,401	925	0	0
100-5-7450-511300 Overtime	2,519	1,236	297	2,588	1,500	1,500
100-5-7450-511325 Incentive Wages	0	0	0	0	2,000	2,000
100-5-7450-512100 Group Insurance	26,186	1,666	27	3,727	10,522	11,938
100-5-7450-512200 Social Security FICA C	2,837	1,589	345	4,165	3,436	5,636
100-5-7450-512300 Medicare	663	372	81	1,178	804	1,318
100-5-7450-512400 Retirement Contributio	9,312	9,216	13,829	8,556	5,809	11,943
100-5-7450-512700 Worker's Compensation	1,368	0	0	0	731	1,168
100-5-7450-512800 Vacant Positions	0	0	0	0	6,000	6,180
PERSONNEL SERVICES	86,466	38,065	21,626	92,193	83,222	129,594
CONTRACTED SERVICES						
100-5-7450-521200 Professional	20,948	14,369	(2,828)	24,897	33,360	35,360
100-5-7450-521300 Technical	0	0	0	0	3,000	500
100-5-7450-522200 Repairs & Maintenance	2,068	876	0	275	3,000	500
100-5-7450-523200 Communications	779	1,099	667	833	900	800
100-5-7450-523210 Information Technology	0	0	0	0	1,000	1,000
100-5-7450-523600 Dues & Fees	260	0	45	550	1,000	500
100-5-7450-523700 Education & Training	0	0	0	0	500	500
CONTRACTED SERVICES	24,055	16,343	(2,116)	26,555	42,760	39,160
SUPPLIES & MINOR EQPT						
100-5-7450-531100 Supplies	83	361	5	59	200	200
100-5-7450-531270 Gasoline/Diesel	3,690	2,138	206	207	5,000	3,000
100-5-7450-531700 Other Supplies	0	0	382	0	100	100
SUPPLIES & MINOR EQPT	3,773	2,499	593	266	5,300	3,300
TOTAL CODE ENFORCEMENT	114,294	56,907	20,103	119,015	131,282	172,054

CITY OF HAPEVILLE
BUDGET DETAILS --- BUDGET YEAR 2021-2022

PROPOSED BUDGET FY2021-2022	2017 ACTUAL	2018 ACTUAL	2019 ACTUAL	2020 ACTUAL	2021 AMENDED	2022 PROPOSED
ECONOMIC DEVELOPMENT						
PERSONNEL SERVICES						
100-5-7520-511100 Regular Employees	20,743	152,848	146,879	153,397	159,665	165,402
100-5-7520-511300 Overtime	838	9,221	14,954	13,431	6,000	6,000
100-5-7520-512100 Group Insurance	944	31,238	34,207	26,876	31,565	35,813
100-5-7520-512200 Social Security FICA C	690	9,337	9,486	9,738	10,643	10,999
100-5-7520-512300 Medicare	161	2,184	2,219	2,277	2,489	2,572
100-5-7520-512400 Retirement Contributio	0	22,007	28,882	17,751	17,848	22,895
100-5-7520-512500 Money Purchase Pension	2,181	499	0	0	0	0
100-5-7520-512700 Worker's Compensation	0	0	0	0	2,224	2,187
100-5-7520-512740 Auto Allowance	200	200	0	0	0	0
PERSONNEL SERVICES	25,757	227,532	236,627	223,470	230,435	245,869
CONTRACTED SERVICES						
100-5-7520-521200 Professional	3,370	18,140	63,463	91,281	90,000	90,000
100-5-7520-521202 Appeals Board	0	0	0	350	0	0
100-5-7520-521204 Consulting	8,313	28,713	52,246	17,821	30,000	60,000
100-5-7520-521300 Technical	0	0	0	0	180	180
100-5-7520-521430 KaBoom Grant Expense	0	939	6,722	0	0	0
100-5-7520-522000 Festivals & Events	833	7,744	4,434	5,285	7,000	7,000
100-5-7520-522125 Special Exhibits - Sou	3,740	16,100	12,020	9,137	13,200	13,200
100-5-7520-522145 Special Promotions	0	1,043	4,460	5,225	5,000	5,000
100-5-7520-522160 Special Events - Counc	1,500	1,005	2,612	16,500	8,500	18,500
100-5-7520-522200 Repairs & Maintenance	0	306	3,646	2,775	3,000	3,000
100-5-7520-523200 Communications	0	0	0	447	2,500	2,500
100-5-7520-523300 Advertising	12,342	12,803	11,424	12,504	25,000	25,000
100-5-7520-523400 Printing & Binding	1,322	2,255	0	203	0	0
100-5-7520-523500 Travel	582	730	2,022	1,699	1,000	1,000
100-5-7520-523600 Dues & Fees	0	219	2,009	3,405	1,000	1,000
100-5-7520-523700 Education & Training	820	1,979	55	475	2,000	2,000
100-5-7520-523850 Contract Labor	0	2,500	0	0	1,000	1,000
CONTRACTED SERVICES	32,823	94,475	165,111	167,106	189,380	229,380

CITY OF HAPEVILLE
BUDGET DETAILS --- BUDGET YEAR 2021-2022

PROPOSED BUDGET FY2021-2022	2017 ACTUAL	2018 ACTUAL	2019 ACTUAL	2020 ACTUAL	2021 AMENDED	2022 PROPOSED
SUPPLIES & MINOR EQPT						
100-5-7520-531100 Supplies	595	5,618	2,169	2,904	2,500	2,500
100-5-7520-531200 Supplies - Christ Chur	0	1,170	65	0	1,000	1,000
100-5-7520-531220 Natural Gas	0	0	0	0	800	800
100-5-7520-531230 Electricity	401	3,721	5,157	4,691	3,500	3,500
100-5-7520-531270 Gasoline/Diesel	98	112	202	198	250	250
100-5-7520-531300 Operating Lease	657	2,380	1,445	1,510	2,000	2,000
100-5-7520-531600 Small Equipment<5000	0	0	0	0	2,500	2,500
100-5-7520-531700 Other Supplies	65	148	0	480	500	500
SUPPLIES & MINOR EQPT	1,815	13,150	9,038	9,784	13,050	13,050
CAPITAL OUTLAYS > $5,000						
100-5-7520-541200 Site Improvements	0	9,150	12,475	16,771	50,000	60,000
110-5-7520-542200 Vehicles	0	0	0	0	0	15,000
100-5-7520-542300 Furniture & Fixtures	0	0	0	0	250	250
100-5-7520-542400 Computers	0	689	759	0	0	0
100-5-7520-542410 Technology	0	1,746	0	0	0	0
CAPITAL OUTLAYS	0	11,585	13,234	16,771	50,250	75,250
OTHER COSTS (NOC)						
100-5-7520-575100 Hapeville Community Im	0	15,950	14,248	24,000	5,000	15,000
TOTAL OTHER COSTS (NOC)	0	15,950	14,248	24,000	5,000	15,000
ECONOMIC DEVELOPMENT	60,395	362,692	438,259	441,132	488,115	578,549

CITY OF HAPEVILLE
BUDGET DETAILS --- BUDGET YEAR 2021-2022

PROPOSED BUDGET FY2021-2022	2017 ACTUAL	2018 ACTUAL	2019 ACTUAL	2020 ACTUAL	2021 AMENDED	2022 PROPOSED
MAIN STREET						
CONTRACTED SERVICES						
100-5-7550-521200 Professional	0	0	0	594	0	0
100-5-7550-522000 Festivals	0	300	9,522	13,039	20,000	20,000
100-5-7550-522100 ARC - Sharing Our Stor	22,609	14,914	0	0	0	0
100-5-7550-523300 Advertising	0	0	0	39	4,000	4,000
100-5-7550-523400 Printing & Binding	0	600	0	663	1,000	1,000
100-5-7550-523500 Travel	0	0	0	0	5,000	5,000
100-5-7550-523600 Dues & Fees	0	350	350	571	600	600
100-5-7550-523700 Education & Training	0	0	0	375	1,000	1,000
100-5-7550-523850 Contract Labor	0	0	0	790	3,300	3,300
CONTRACTED SERVICES	22,609	16,164	9,872	16,071	34,900	34,900
SUPPLIES & MINOR EQPT						
100-5-7550-531100 Supplies	0	41	2,002	561	200	200
100-5-7550-531700 Other Supplies	0	0	0	0	300	300
SUPPLIES & MINOR EQPT	0	41	2,002	561	500	500
CAPITAL OUTLAYS >$5,000						
100-5-7550-541200 Site Improvements	4,700	11,411	38,829	9,000	14,000	14,000
CAPITAL OUTLAYS >$5,000	4,700	11,411	38,829	9,000	14,000	14,000
TOTAL MAIN STREET	27,309	27,616	50,703	25,632	49,400	49,400

CITY OF HAPEVILLE
BUDGET DETAILS --- BUDGET YEAR 2021-2022

PROPOSED BUDGET FY2021-2022	2017 ACTUAL	2018 ACTUAL	2019 ACTUAL	2020 ACTUAL	2021 AMENDED	2022 PROPOSED
OTHER FINANCING USES						
INTERFUND TRANSACTIONS						
100-5-9100-590001 Transfer to Special Re	0	0	0	42,501	0	0
100-5-9100-590301 Transfer to Cap Proj F	33,064	28,589	0	0	0	0
TOTAL INTERFUND TRANSACTIONS	33,064	28,589	0	42,501	0	0
OTHER FINANCING USES						
100-5-9100-611215 Transfer to E911	0	0	160,445	312,306	350,790	440,796
TOTAL OTHER FINANCING USES	0	0	160,445	312,306	350,790	440,796
TOTAL OTHER FINANCING USES	33,064	28,589	160,445	354,807	350,790	440,796
TOTAL EXPENDITURES	12,140,844	11,817,316	11,716,103	13,695,811	16,085,538	17,345,016
REVENUES	12,063,339	11,876,323	12,676,354	14,099,175	16,085,538	17,345,016
NET REVENUES	(77,505)	59,007	960,251	403,364	(0)	(0)

CITY OF HAPEVILLE
BUDGET DETAILS --- BUDGET YEAR 2021-2022

PROPOSED BUDGET FY2021-2022	2017 ACTUAL	2018 ACTUAL	2019 ACTUAL	2020 ACTUAL	2021 AMENDED	2022 PROPOSED
General Fund	2017 ACTUAL	2018 ACTUAL	2019 ACTUAL	2020 ACTUAL	2021 AMENDED	2022 PROPOSED
TOTAL COUNCIL	43,173	41,607	39,164	38,758	39,687	89,687
TOTAL MAYOR	22,586	18,520	21,081	21,059	15,343	23,343
CITY MANAGER	0	120,906	445,465	674,505	961,456	587,541
CITY CLERK	127,120	94,434	156,995	171,468	181,662	181,702
TOTAL ELECTIONS	10,189	78	17,137	5,809	1,500	32,500
FINANCIAL ADMINISTRATION	1,005,040	1,053,555	713,152	708,835	978,962	900,253
LEGAL SERVICES	875,042	389,447	387,784	365,210	260,000	200,000
TOTAL HUMAN SERVICES	391,733	413,865	356,249	197,043	458,410	463,273
INFORMATION TECHNOLOGY	737,962	723,570	414,697	441,411	512,834	440,688
OTHER FINANCING USES	33,064	28,589	160,445	354,807	350,790	440,796
GENERAL GOVERNMENT	3,245,910	2,884,570	2,712,169	2,978,906	3,760,643	3,359,783
GENERAL GOVERNMENT	3,245,910	2,884,570	2,712,169	2,978,906	3,760,643	3,359,783
JUDICIAL	128,399	128,537	148,668	308,218	301,483	315,668
POLICE ADMINISTRATION	2,941,127	3,059,225	2,836,785	3,318,425	4,013,447	4,032,065
FIRE ADMINISTRATION	2,551,261	2,502,016	2,575,961	3,346,033	4,060,748	3,722,431
COMMUNITY SERVICES	2,465,852	2,192,945	2,238,000	2,490,008	2,596,082	4,345,049
PARTICIPANT RECREATION	553,086	537,314	571,177	621,161	725,570	824,823
DEVELOPMENT & PLANNING	255,209	512,710	633,343	633,060	627,565	745,199
TOTAL EXPENDITURES	12,140,844	11,817,316	11,716,103	13,695,811	16,085,538	17,345,016
TOTAL DETAIL EXPENDITURES	12,140,844	11,817,316	11,716,103	13,695,811	16,085,538	17,345,016
TOTAL REVENUES	12,063,339	11,876,323	12,676,354	14,099,175	16,085,538	17,345,016
NET REVENUES	(77,505)	59,007	960,251	403,364	(0)	(0)

CITY OF HAPEVILLE
BUDGET DETAILS --- BUDGET YEAR 2021-2022

PROPOSED BUDGET FY2021-2022	2017 ACTUAL	2018 ACTUAL	2019 ACTUAL	2020 ACTUAL	2021 AMENDED	2022 PROPOSED
201-SPECIAL REVENUES FUND						
REVENUES						
INTERGOVERNMENTA REV						
201-0-0000-333600 Car Rental Tax Revenue	23,170	21,978	0	0	0	0
201-0-0000-334105 Bright Start Grant Inc	9,591	4,523	3,655	0	0	0
INTERGOVERNMENTAL	32,761	26,501	3,655	0	0	0
CHARGES FOR SERVICES						
201-0-0000-342500 E-911	86,608	95,271	0	0	0	0
CHARGES FOR SERVICES	86,608	95,271	0	0	0	0
CONTRIBUTIONS						
201-0-0000-371150 Chili Cook-Off	650	0	0	0	0	0
201-0-0000-371235 Coffee and Chrome	4,550	5,000	1,500	0	0	0
CONTRIBUTIONS	5,200	5,000	1,500	0	0	0
TOTAL REVENUES	124,570	126,772	5,155	0	0	0
201-SPECIAL REVENUE FUNDS						
DEPARTMENT - SPECIAL REVENUE						
EXPENDITURES						
DEBT SERVICE						
201-5-5910-580430 E-911 Expenditures	86,608	95,271	0	0	0	0
201-5-5910-580440 Car Rental Tax Expendi	23,170	21,978	0	0	0	0
201-5-5910-580555 Coffee & Chrome - Expe	1,129	3,424	1,534	1,130	0	0
201-5-5910-580565 Bright Start- Expendit	8,805	4,511	5,309	2,222	0	0
TOTAL DEBT SERVICE	119,713	125,185	6,843	3,352	0	0
TOTAL SPECIAL REVENUE	119,713	125,185	6,843	3,352	0	0
TOTAL EXPENDITURES	119,713	125,185	6,843	3,352	0	0
REVENUE OVER/(UNDER) EXPENDITURES	4,857	1,587	(1,687)	(3,352)	0	0

CITY OF HAPEVILLE
BUDGET DETAILS --- BUDGET YEAR 2021-2022

PROPOSED BUDGET FY2021-2022	2017 ACTUAL	2018 ACTUAL	2019 ACTUAL	2020 ACTUAL	2021 AMENDED	2022 PROPOSED
210-ASSET FORFEITURE FUND						
REVENUES						
INVESTMENT INCOME						
210-0-0000-361100 INTEREST REVENUE	0	0	0	10	0	0
TOTAL INVESTMENT INCOME	0	0	0	10	0	0
OTHER FINANCING SOURCES						
210-0-0000-395100 TRANSF FROM G/F	0	0	0	42,501	0	0
TOTAL OTHER FINANCING SOURCES	0	0	0	42,501	0	0
TOTAL REVENUE	0	0	0	42,511	0	0
210-ASSET FORFEITURE FUND						
DEPARTMENT - POLICE DEPARTMENT						
DEPARTMENTAL EXPENDITURES						
CONTRACTED SERVICES						
210-5-3210-522200 REPAIR & MAINTENANCE	0	0	0	3,290	0	0
TOTAL CONTRACTED SERVICES	0	0	0	3,290	0	0
CAPITAL OUTLAYS > $5000						
210-5-3210-542500 VEHICLES	0	0	0	2,841	0	0
TOTAL CAPITAL OUTLAYS > $5000	0	0	0	2,841	0	0
TOTAL POLICE DEPARTMENT	0	0	0	6,131	0	0
TOTAL EXPENDITURES	0	0	0	6,131	0	0
REVENUE OVER/(UNDER) EXPENDITURES	0	0	0	36,380	0	0

CITY OF HAPEVILLE
BUDGET DETAILS --- BUDGET YEAR 2021-2022

PROPOSED BUDGET FY2021-2022	2017 ACTUAL	2018 ACTUAL	2019 ACTUAL	2020 ACTUAL	2021 AMENDED	2022 PROPOSED
215-E911 FUND						
REVENUES						
CHARGES FOR SERVICES						
215-0-0000-342500 E-911 Revenue	0	0	160,445	164,248	217,000	202,514
TOTAL CHARGES FOR SERVICES	0	0	160,445	164,248	217,000	202,514
OTHER FINANCING SOURCES						
215-0-0000-391100 Transfer from General	0	0	160,445	312,306	350,790	440,796
TOTAL OTHER FINANCING SOURCES	0	0	160,445	312,306	350,790	440,796
TOTAL REVENUE	0	0	320,890	476,554	567,790	643,310
DEPARTMENTAL EXPENDITURES						
PERSONNEL SERVICES						
215-5-3800-511100 Regular Salaries - (Di	0	0	168,584	206,632	287,775	371,385
215-5-3800-511300 Overtime - (Dispatch)	0	0	0	37,042	41,000	41,000
215-5-3800-512200 Social Security FICA C	0	0	0	29,469	17,842	23,026
215-5-3800-512300 Medicare	0	0	0	6,906	4,173	5,385
TOTAL PERSONNEL SERVICES	0	0	168,584	280,050	350,790	440,796
CONTRACTED SERVICES						
215-5-3800-521100 Contract Services	0	0	112,434	49,081	10,000	10,000
215-5-3800-523200 Communications	0	0	0	115,669	175,514	175,514
TOTAL CONTRACTED SERVICES	0	0	112,434	164,750	185,514	185,514
SUPPLIES & MINOR EQPT						
215-5-3800-531100 Supplies	0	0	5,107	0	17,000	17,000
TOTAL SUPPLIES & MINOR EQPT	0	0	5,107	0	17,000	17,000
DEBT SERVICE						
215-5-3800-581200 Principal Capital Leas	0	0	30,440	32,580	14,242	0
215-5-3800-582200 Interest Capital Lease	0	0	4,325	2,185	244	0
TOTAL DEBT SERVICE	0	0	34,765	34,765	14,486	0

CITY OF HAPEVILLE
BUDGET DETAILS --- BUDGET YEAR 2021-2022

PROPOSED BUDGET FY2021-2022	2017 ACTUAL	2018 ACTUAL	2019 ACTUAL	2020 ACTUAL	2021 AMENDED	2022 PROPOSED
TOTAL E911	0	0	320,890	479,564	567,790	643,310
TOTAL EXPENDITURES	0	0	320,890	479,564	567,790	643,310
REVENUE OVER/(UNDER) EXPENDITURES	0	0	0	(3,010)	0	0

CITY OF HAPEVILLE
BUDGET DETAILS --- BUDGET YEAR 2021-2022

PROPOSED BUDGET FY2021-2022	2017 ACTUAL	2018 ACTUAL	2019 ACTUAL	2020 ACTUAL	2021 AMENDED	2022 PROPOSED
220-ARP GRANT FUND						
REVENUES						
MISC REVENUE						
220-0-0000-381220 ARP Funding Revenue	0	0	0	0	1,003,000	1,003,000
TOTAL MISC REVENUE	0	0	0	0	1,003,000	1,003,000
TOTAL REVENUE	0	0	0	0	1,003,000	1,003,000
OTHER FINANCING USES						
220-5-9000-611110 Transfer to General Fd	0	0	0	0	1,003,000	1,003,000
TOTAL OTHER FINANCING USES	0	0	0	0	1,003,000	1,003,000
					0	0
TOTAL EXPENDITURES	0	0	0	0	1,003,000	1,003,000
REVENUE OVER/(UNDER) EXPENDITURES	0	0	0	0	0	0

CITY OF HAPEVILLE
BUDGET DETAILS --- BUDGET YEAR 2021-2022

PROPOSED BUDGET FY2021-2022	2017 ACTUAL	2018 ACTUAL	2019 ACTUAL	2020 ACTUAL	2021 AMENDED	2022 PROPOSED
275-HOTEL & MOTEL TAX FUND						
TAXES						
275-0-0000-314120 Hotel/Motel Taxes	2,771,189	3,108,228	3,636,830	2,801,045	1,538,829	1,538,829
TAXES	2,771,189	3,108,228	3,636,830	2,801,045	1,538,829	1,538,829
TOTEL REVENUES	2,771,189	3,108,228	3,636,830	2,801,045	1,538,829	1,538,829
EXPENDITURES						
DEBT SERVICE						
275-5-5910-580400 Transfers to HATT - 4%	1,309,251	0	0	0	0	0
275-5-5910-580405 DMO -TCT Trf Out	144,000	932,427	1,591,113	1,225,457	673,238	673,238
275-5-5910-580410 Tourism B-TPD Trf Out	137,143	888,124	681,906	525,196	288,530	288,530
275-5-5910-580415 Gen Fund Allocation	198,857	1,287,677	1,363,811	1,050,392	577,061	577,061
275-5-5910-580420 Transfer to Gen Fd- 3%	981,938	0	0	0	0	0
TOTAL OTHER USES	2,771,189	3,108,228	3,636,830	2,801,045	1,538,829	1,538,829
TOTAL HOTEL-MOTEL	2,771,189	3,108,228	3,636,830	2,801,045	1,538,829	1,538,829
TOTAL EXPENDITURES	2,771,189	3,108,228	3,636,830	2,801,045	1,538,829	1,538,829
REVENUE OVER/(UNDER) EXPENDITURES	0	0	0	0	0	0

CITY OF HAPEVILLE
BUDGET DETAILS --- BUDGET YEAR 2021-2022

PROPOSED BUDGET FY2021-2022	2017 ACTUAL	2018 ACTUAL	2019 ACTUAL	2020 ACTUAL	2021 AMENDED	2022 PROPOSED
280-VEHICLE EXCISE FUND						
REVENUES						
INTERGOVERNMENTAL REV						
280-0-0000-333600 Car Rental Tax Revenue	0	0	106,322	200,687	185,503	185,503
TOTAL INTERGOVERNMENTAL REV	0	0	106,322	200,687	185,503	185,503
TOTAL REVENUE	0	0	106,322	200,687	185,503	185,503
280-VEHICLE EXCISE FUND						
DEPARTMENT - OTHER SOURCES & USES						
DEPARTMENTAL EXPENDITURES						
OTHER FINANCING USES						
280-5-9000-611290 Transfer to TPD	0	0	0	0	185,503	185,503
TOTAL OTHER FINANCING USES	0	0	0	0	185,503	185,503
TOTAL OTHER SOURCES & USES	0	0	0	0	185,503	185,503
OTHER FINANCING USES						
280-5-9100-611100 Transfer to General Fu	0	0	106,321	200,687	0	0
TOTAL OTHER FINANCING USES	0	0	106,321	200,687	0	0
TOTAL INTERFUND TRANSACTIONS	0	0	106,321	200,687	0	0
TOTAL EXPENDITURES	0	0	106,321	200,687	185,503	185,503
REVENUE OVER/(UNDER) EXPENDITURES	0	0	1	0	0	0

CITY OF HAPEVILLE
BUDGET DETAILS --- BUDGET YEAR 2021-2022

PROPOSED BUDGET FY2021-2022	2017 ACTUAL	2018 ACTUAL	2019 ACTUAL	2020 ACTUAL	2021 AMENDED	2022 PROPOSED
290-TRADE AND TOURISM						
REVENUES						
INTERGOVERNMENTA REV						
290-0-0000-335100 Arts Council Grant Rev	0	0	0	10,000	10,000	0
INTERGOVERNMENTAL REV	0	0	0	10,000	10,000	0
OTHER FINANCING SOURCES						
290-0-0000-391275 Transfer from Hotel/Mo	1,309,251	0	0	0	0	0
290-0-0000-391280 DMO-TCT trf fr H/M	144,000	932,427	1,591,113	1,225,457	673,238	673,238
290-0-0000-391281 Transfer from Vehicle	0	0	0	200,687	185,503	185,503
290-0-0000-391285 Tourism B=TPD trf fr H	137,143	888,124	681,905	525,196	288,530	288,530
OTHER FINANCING SOURCES	1,590,394	1,820,551	2,273,018	1,951,340	1,147,271	1,147,271
TOTAL REVENUES	1,590,394	1,820,551	2,273,018	1,961,340	1,157,271	1,147,271
290-TRADE AND TOURISM HOYT SMITH CENTER						
PERSONNEL SERVICES						
290-5-6121-511100 Regular Employees	33,519	95,962	51,991	42,720	72,110	72,110
290-5-6121-511200 Part Time Employees	0	0	37,003	47,258	48,865	48,865
290-5-6121-511300 Overtime	279	1,219	755	730	2,800	1,000
290-5-6121-512100 Group Insurance	1,184	7,179	8,211	2,231	10,522	11,938
290-5-6121-512200 Social Security FICA C	2,095	5,928	5,526	5,580	7,848	7,848
290-5-6121-512300 Medicare	490	1,386	1,292	1,305	1,835	1,835
290-5-6121-512400 Retirement Contributio	9,160	0	5,336	6,884	8,071	10,766
290-5-6121-512700 Worker's Compensation	1,400	0	0	0	995	995
290-5-6121-512800 Vacant Positions	0	0	0	0	0	31,220
PERSONNEL SERVICES	48,128	111,673	110,114	106,708	153,045	186,576
CONTRACTED SERVICES						
290-5-6121-521200 Professional Services	0	80	0	0	8,500	9,500
290-5-6121-521205 Bank Charges	0	12	0	0	0	0
290-5-6121-522200 Repairs and Maintenanc	20,258	0	7,300	25,011	34,000	34,000
290-5-6121-523600 Dues & Fees	0	0	0	83	0	0
CONTRACTED SERVICES	20,258	92	7,300	25,095	42,500	43,500
SUPPLIES & MINOR EQPT						

CITY OF HAPEVILLE
BUDGET DETAILS --- BUDGET YEAR 2021-2022

PROPOSED BUDGET FY2021-2022		2017 ACTUAL	2018 ACTUAL	2019 ACTUAL	2020 ACTUAL	2021 AMENDED	2022 PROPOSED
290-5-6121-531100 Supplies		0	0	0	0	4,613	5,000
	SUPPLIES & MINOR EQPT	0	0	0	0	4,613	4,613
CAPITAL OUTLAYS >	$5,000						
290-5-6121-541200 Si	SITE IMPROVEMENTS	0	29,532	69,747	2,108	40,000	40,000
	CAPITAL OUTLAYS	0	29,532	69,747	2,108	40,000	40,000
	HOYT SMITH CENTER	68,386	141,297	187,161	133,910	240,158	240,158
CS - PARKS & GROUNDS							
PERSONNEL SERVICES							
290-5-6221-511100 Regular Employees		143,824	0	0	108	0	0
290-5-6221-511300 Overtime		(237)	0	0	2,601	0	0
290-5-6221-512100 Group Insurance		42,065	0	0	0	0	0
290-5-6221-512200 Social Security FICA C		9,226	0	0	0	0	0
290-5-6221-512300 Medicare		2,158	0	0	0	0	0
290-5-6221-512400 Retirement Contributio		13,744	0	0	0	0	0
290-5-6221-512700 Worker's Compensation		2,316	0	0	0	0	0
	PERSONNEL SERVICES	213,095	0	0	2,709	0	0
TOTAL CS - Parks & Grounds		213,095	0	0	2,709	0	0

CITY OF HAPEVILLE
BUDGET DETAILS --- BUDGET YEAR 2021-2022

PROPOSED BUDGET FY2021-2022	2017 ACTUAL	2018 ACTUAL	2019 ACTUAL	2020 ACTUAL	2021 AMENDED	2022 PROPOSED
ECONOMIC DEVELOPMENT						
PERSONNEL SERVICES						
290-5-7520-511100 Regular Employees	177,735	0	0	0	0	0
290-5-7520-511300 Overtime	10,937	0	0	755	0	0
290-5-7520-512100 Group Insurance	38,106	0	0	0	0	0
290-5-7520-512200 Social Security FICA C	12,166	0	0	0	0	0
290-5-7520-512300 Medicare	2,845	0	0	0	0	0
290-5-7520-512400 Retirement Contributio	27,375	0	0	0	0	0
290-5-7520-512500 Money Purchaase Pensio	2,841	0	0	0	0	0
290-5-7520-512700 Worker's Compensation	3,944	0	0	0	0	0
PERSONNEL SERVICES	275,950	0	0	755	0	0
CONTRACT SERVICES						
290-5-7520-521200 Professional Services	4,255	1,476,427	1,600,364	1,227,470	683,861	673,238
290-5-7520-521204 Consulting	73,493	0	0	0	0	0
290-5-7520-521205 Bank Charges	18	0	0	0	0	0
290-5-7520-522000 Festivals and Events	28,845	0	0	0	0	0
290-5-7520-522125 Special Exhibits- Sout	7,596	0	0	5,716	0	0
290-5-7520-522160 Special Events- Counci	3,000	0	0	0	0	0
290-5-7520-522200 Repairs and Maintenanc	0	0	0	575	0	0
290-5-7520-523200 Communications	370	0	0	0	0	0
290-5-7520-523300 Advertising	32,207	0	0	0	0	0
290-5-7520-523400 Printing and Binding	9,486	0	0	0	0	0
290-5-7520-523500 Travel Expense	1,374	0	0	0	0	0
290-5-7520-523600 Dues and Fees	6,327	0	0	0	0	0
290-5-7520-523700 Education and Training	2,755	0	0	0	0	0
290-5-7520-523850 Contract Labor	1,913	0	0	0	0	0
CONTRACT SERVICES	171,638	1,476,427	1,600,364	1,233,761	683,861	673,238
SUPPLIES & MINOR EQPMNT						
290-5-7520-531100 Supplies	2,952	0	0	0	1,000	1,000
290-5-7520-531200 Christ Church	250	0	0	0	0	0
290-5-7520-531220 Natural Gas	0	0	0	684	0	0
290-5-7520-531230 Electricity	3,488	0	0	0	0	0
290-5-7520-531270 Gasoline and Diesel	76	0	0	0	0	0
290-5-7520-531300 Operating Lease	2,042	0	0	0	0	0
TOTAL SUPPLIES	8,807	0	0	684	1,000	1,000

CITY OF HAPEVILLE
BUDGET DETAILS --- BUDGET YEAR 2021-2022

PROPOSED BUDGET FY2021-2022	2017 ACTUAL	2018 ACTUAL	2019 ACTUAL	2020 ACTUAL	2021 AMENDED	2022 PROPOSED
CAPITAL OUTLAYS > $5000						
290-5-7520-541200 Site Improvements	14,983	0	3,250	466,296	232,252	222,252
290-5-7520-541280 Theatre - 599 N Centra	0	0	1,808,807	372,359	0	0
290-5-7520-541289 LMIG Grant Expenditure	0	0	0	145	0	0
TOTAL CAPITAL	14,983	0	1,812,057	838,800	232,252	222,252
TOTAL Economic Development	471,379	1,476,427	3,412,421	2,074,000	917,113	907,113

CITY OF HAPEVILLE
BUDGET DETAILS --- BUDGET YEAR 2021-2022

PROPOSED BUDGET FY2021-2022	2017 ACTUAL	2018 ACTUAL	2019 ACTUAL	2020 ACTUAL	2021 AMENDED	2022 PROPOSED
MAIN STREET						
CONTRACTED SERVICES						
290-5-7550-523400 Printing & Binding	1,235	0	0	0	0	0
290-5-7550-523500 Travel	315	0	0	0	0	0
290-5-7550-523700 Education & Training	1,976	0	0	0	0	0
CONTRACTED SERVICES	3,526	0	0	0	0	0
SUPPLIES & MINOR EQPT						
290-5-7550-531100 Supplies	46	0	0	0	0	0
SUPPLIES & MINOR EQPT	46	0	0	0	0	0
CAPITAL OUTLAYS > $5000						
290-5-7550-541200 Site Improvements	5,437	0	0	0	0	0
CAPITAL OUTLAYS	5,437	0	0	0	0	0
TOTAL MAIN STREET	9,010	0	0	0	0	0
OTHER FINANCING USES						
INTERFUND TRANSACTIONS						
290-5-9100-590009 Transfer to Capital Pr	31,967	0	0	0	0	0
TOTAL INTERFUND TRANSACTIONS	31,967	0	0	0	0	0
TOTAL Other Financing Uses	31,967	0	0	0	0	0
TOTAL EXPENDITURES	793,837	1,617,724	3,599,581	2,210,620	1,157,271	1,147,271
TOTAL REVENUES	1,590,394	1,820,551	2,273,018	1,961,340	1,157,271	1,147,271
REVENUE OVER/(UNDER) EXPENDITURES	796,557	202,827	(1,326,563)	(249,280)	0	0

		CITY OF HAPEVILLE				
		BUDGET DETAILS --- BUDGET YEAR 2021-2022				
PROPOSED BUDGET FY2021-2022	2017	2018	2019	2020	2021	2022
	ACTUAL	ACTUAL	ACTUAL	ACTUAL	AMENDED	PROPOSED

CITY OF HAPEVILLE
BUDGET DETAILS --- BUDGET YEAR 2021-2022

PROPOSED BUDGET FY2021-2022	2017 ACTUAL	2018 ACTUAL	2019 ACTUAL	2020 ACTUAL	2021 AMENDED	2022 PROPOSED
301-CAPITAL PROJECTS FUND						
REVENUES						
INTERGOVERNMENTAL						
301-0-0000-331347 DOT - LMIG Program Rev	119,805	0	0	79,561	68,000	80,000
301-0-0000-331350 Virginia Ave Grant Rev	0	0	150,000	0	0	0
301-0-0000-331365 Earmark Loop Road Gran	66,759	31,141	1,541,651	458,287	0	0
301-0-0000-331460 N. Central Streetscape	0	52,363	(9,511)	0	0	0
301-0-0000-331480 Grant Revenue-Dogwood	261,211	1,419,189	180,047	0	0	0
301-0-0000-331486 CDBG - Sidewalks--CDBG	0	6,750	0	150,000	350,000	300,000
301-0-0000-331497 Rail Facilities Grant	0	317,128	2,119,635	0	0	0
TOTAL INTERGOVERNMENTAL REV	447,775	1,826,570	3,981,822	687,848	418,000	380,000
MISC REVENUE						
301-0-0000-381150 Insurance Reimbursemen	128,969	0	0	0	0	0
TOTAL MISC REVENUE	128,969	0	0	0	0	0
OTHER FINANCING SOURCES						
301-0-0000-391125 Transfers from General	33,064	28,589	0	0	0	0
301-0-0000-391147 DOT - LMIG Program Rev	0	72,550	72,159	0	0	0
301-0-0000-391200 Transfer from Trade &	31,967	0	10,438	0	0	0
301-0-0000-391295 Transfer from Developm	319,711	0	0	0	0	0
301-0-0000-391350 Transfer from T-SPLOST	0	0	0	0	82,000	120,000
301-0-0000-393500 Proceeds from Capital	0	0	554,564	0	0	0
TOTAL OTHER FINANCING SOURCES	384,741	101,139	637,161	0	82,000	120,000
TOTAL SOURCES	961,485	1,927,709	4,618,983	687,848	500,000	500,000

CITY OF HAPEVILLE
BUDGET DETAILS --- BUDGET YEAR 2021-2022

PROPOSED BUDGET FY2021-2022	2017 ACTUAL	2018 ACTUAL	2019 ACTUAL	2020 ACTUAL	2021 AMENDED	2022 PROPOSED
EXPENDITURES						
CONTRACTED SERVICES						
301-5-5920-522200 Parking Master Plan	5,636	0	0	0	0	0
301-5-5920-522204 City Hall Improvements	314,075	0	0	0	0	0
301-5-5920-522205 597 N. Central (Theatr	6,500	34,614	0	0	0	0
TOTAL CONTRACTED SERVICES	326,211	34,614	0	0	0	0
CAPITAL OUTLAYS > $5000						
301-5-5920-541260 North Central Ave Stre	805	66,524	4,876	0	0	0
301-5-5920-541272 Earmark Loop Road Exp	69,816	31,141	1,541,951	458,287	0	0
301-5-5920-541273 Railroad Construction	32,394	284,734	2,137,195	0	0	0
301-5-5920-541275 Dogwood-N.Ave Street	337,884	1,416,297	180,047	0	0	0
301-5-5920-541280 599 N Central Ave	(290)	6,444	0	0	0	0
301-5-5920-541281 Theatre - 597 N. Centr	24,641	(0)	0	0	0	0
301-5-5920-541360 CDBG	0	8,437	161,352	167,905	400,000	350,000
301-5-5920-541375 DOT -LMIG Program Expe	82,816	100,998	140,357	9,382	100,000	150,000
301-5-5920-542500 Equipment	0	0	554,564	0	0	0
TOTAL CAPITAL OUTLAYS > $5000	548,067	1,914,575	4,720,341	635,574	500,000	500,000
301-CAPITAL PROJECTS FUND						
TOTAL CAPITAL PROJECTS	874,277	1,949,189	4,720,341	635,574	500,000	500,000
TOTAL EXPENDITURES	874,277	1,949,189	4,720,341	635,574	500,000	500,000
REVENUES	961,485	1,927,709	4,618,983	687,848	500,000	500,000
REVENUE OVER/(UNDER) EXPENDITURES	87,208	(21,480)	(101,359)	52,274	0	0

CITY OF HAPEVILLE
BUDGET DETAILS --- BUDGET YEAR 2021-2022

PROPOSED BUDGET FY2021-2022	2017 ACTUAL	2018 ACTUAL	2019 ACTUAL	2020 ACTUAL	2021 AMENDED	2022 PROPOSED
350-T-SPLOST						
REVENUES						
TAXES						
350-0-0000-313200 T-SPLOST Revenue	257,628	1,123,090	1,175,392	1,137,725	1,000,000	1,200,000
TOTAL TAXES	257,628	1,123,090	1,175,392	1,137,725	1,000,000	1,200,000
OTHER FINANCING SOURCES						
350-0-0000-395250 PY Fund Balance Alloc	0	0	0	0	782,000	0
TOTAL OTHER FINANCING SOURCES	0	0	0	0	782,000	0
TOTAL REVENUES	257,628	1,123,090	1,175,392	1,137,725	1,782,000	1,200,000
EXPENDITURES						

CITY OF HAPEVILLE
BUDGET DETAILS --- BUDGET YEAR 2021-2022

PROPOSED BUDGET FY2021-2022	2017 ACTUAL	2018 ACTUAL	2019 ACTUAL	2020 ACTUAL	2021 AMENDED	2022 PROPOSED
CAPITAL OUTLAYS > $5000						
350-5-5920-541272 Earmark Loop Road	0	14,785	443,688	115,922	0	0
350-5-5920-541273 Railroad Construction	0	0	804,467	588,166	0	0
350-5-5920-541275 Dogwood-North Ave Stre	0	354,074	60,195	509,632	0	0
350-5-5920-541278 Traffic Signage Projec	0	0	0	78,059	0	0
350-5-5920-542100 TSPLOST - Technical	0	31,104	26,211	167,131	0	1,200,000
350-5-5920-542120 TSPLOST Capital	0	0	0	22,868	1,782,000	0
CAPITAL OUTLAYS	0	399,964	1,334,562	1,481,779	1,782,000	1,200,000
TOTAL CAPITAL PROJECTS	0	399,964	1,334,562	1,481,779	1,782,000	1,200,000
TOTAL EXPENDITURES	0	399,964	1,334,562	1,481,779	1,782,000	1,200,000
TOTAL REVENUES	**257,628**	**1,123,090**	**1,175,392**	**1,137,725**	**1,782,000**	**1,200,000**
REVENUE OVER/(UNDER) EXPENDITURES	257,628	723,126	(159,169)	(344,054)	0	0

CITY OF HAPEVILLE
BUDGET DETAILS --- BUDGET YEAR 2021-2022

PROPOSED BUDGET FY2021-2022	2017 ACTUAL	2018 ACTUAL	2019 ACTUAL	2020 ACTUAL	2021 AMENDED	2022 PROPOSED
505-WATER AND SEWER SERVICES FUND						
REVENUES						
CHARGES FOR SERVICES						
505-0-0000-341191 Return Check Fees	0	340	347	204	0	0
505-0-0000-341900 Water/Sewer Misc	0	0	2,780	520	0	0
505-0-0000-344210 Water Charges	2,823,494	2,744,308	2,797,775	2,612,236	3,450,000	2,931,423
505-0-0000-344211 Water Tap Fee	20	0	20	0	0	0
505-0-0000-344230 Sewage Charges	1,843,083	1,789,489	1,843,386	1,663,498	1,673,733	1,800,000
505-0-0000-344231 Sewer Tap Fee	0	0	0	1,500	0	0
505-0-0000-344290 Late Fee	101,707	113,361	135,097	91,942	120,000	140,000
TOTAL CHARGES FOR SERVICES	4,768,304	4,647,498	4,779,440	4,369,900	5,243,733	4,871,423
MISC REVENUE						
505-0-0000-383000 Reimbursement for Dama	50,000	0	0	0	0	0
505-0-0000-389000 Other	0	0	1	0	40,000	0
TOTAL MISC REVENUE	50,000	0	1	0	40,000	0
OTHER FINANCING SOURCES						
505-0-0000-391295 Transfers from Dev Aut	0	9,677	0	0	0	0
TOTAL OTHER FINANCING SOURCES	0	9,677	0	0	0	0
TOTAL REVENUE	4,818,304	4,657,175	4,779,441	4,369,900	5,283,733	4,871,423

CITY OF HAPEVILLE
BUDGET DETAILS --- BUDGET YEAR 2021-2022

PROPOSED BUDGET FY2021-2022	2017 ACTUAL	2018 ACTUAL	2019 ACTUAL	2020 ACTUAL	2021 AMENDED	2022 PROPOSED
EXPENDITURES						
SEWAGE COLLECTION & DISPOSAL						
CONTRACTED SERVICES						
505-5-4330-522200 Repairs & Maintenance	0	0	0	102	0	0
TOTAL CONTRACTED SERVICES	0	0	0	102	0	0
SUPPLIES & MINOR EQPT						
505-5-4330-531210 Water/Sewerage	285,156	369,604	419,446	530,168	700,000	500,000
TOTAL SUPPLIES & MINOR EQPT	285,156	369,604	419,446	530,168	700,000	500,000
TOTAL SEWAGE COLLECTION & DISPO	285,156	369,604	419,446	530,270	700,000	500,000
WATER SUPPLY						
PERSONNEL SERVICES						
505-5-4420-511100 Regular Employees	351,642	349,690	351,484	337,751	347,667	371,014
505-5-4420-511300 Overtime	24,680	26,147	53,459	52,057	50,000	60,000
505-5-4420-512100 Group Insurance	58,035	62,847	77,363	50,303	84,174	95,502
505-5-4420-512200 Social Security FICA C	22,406	22,069	23,671	22,496	27,135	30,443
505-5-4420-512300 Medicare	5,240	5,161	5,536	5,278	6,346	7,120
505-5-4420-512400 Retirement Contributio	42,760	45,357	58,225	41,661	42,844	57,573
505-5-4420-512401 Pension Expense	(725)	(26,389)	30,513	1,233	0	0
505-5-4420-512402 OPEB Cost	18,298	(56,402)	65,382	(104,788)	0	0
505-5-4420-512403 Retirement - GASB 68	0	0	0	40,146	0	0
505-5-4420-512700 Worker's Compensation	6,056	520	0	1,755	4,848	4,912
505-5-4420-512800 Vacant Positions	0	0	0	0	48,048	49,489
TOTAL PERSONNEL SERVICES	528,392	429,000	665,632	447,893	611,063	676,053
CONTRACTED SERVICES						
505-5-4420-521200 Professional	146,558	109,143	303,591	204,568	200,000	210,000
505-5-4420-522200 Repairs & Maintenance	44,591	154,336	328,778	525,447	575,000	523,700
505-5-4420-523200 Communications	27,725	29,724	27,688	29,745	30,000	30,000
505-5-4420-523400 Printing & Binding	0	0	1,800	1,800	0	0
505-5-4420-523500 Travel	0	187	0	0	0	0
505-5-4420-523600 Dues & Fees	4,248	270	2,111	2,191	5,000	5,000
505-5-4420-523700 Education & Training	2,098	2,491	2,402	3,107	2,000	2,000
505-5-4420-523750 Bad Debt Expense	80,797	(2,027)	99,823	30,430	0	0
505-5-4420-523900 Other	0	0	0	0	6,000	6,000
TOTAL CONTRACTED SERVICES	306,017	294,124	766,193	797,288	818,000	776,700

CITY OF HAPEVILLE
BUDGET DETAILS --- BUDGET YEAR 2021-2022

PROPOSED BUDGET FY2021-2022	2017 ACTUAL	2018 ACTUAL	2019 ACTUAL	2020 ACTUAL	2021 AMENDED	2022 PROPOSED
SUPPLIES & MINOR EQPT						
505-5-4420-531100 Supplies	58,063	72,965	87,541	67,178	67,865	70,000
505-5-4420-531220 Natural Gas	5,631	4,338	5,532	6,212	4,800	4,800
505-5-4420-531230 Electricity	15,033	12,485	13,291	15,198	15,000	20,000
505-5-4420-531270 Gasoline/Diesel	5,250	5,337	10,457	11,600	10,000	10,000
505-5-4420-531600 Small Equipment<5000	0	2,415	0	0	1,000	0
TOTAL SUPPLIES & MINOR EQPT	83,977	97,539	116,822	100,188	98,665	105,800
CAPITAL OUTLAYS > $5000						
505-5-4420-541400 Infrastructure	0	0	0	1,844,432	18,719	18,719
505-5-4420-541600 Infrastructure-CIP-ATL	0	0	0	0	80000	50000
505-5-4420-542200 Vehicles	0	0	0	0	37,000	28,000
505-5-4420-542400 Computers	1,666	0	1,716	0	1,189	0
505-5-4420-549999 Capital Outlay to Bal	0	0	0	(1,844,432)	0	0
TOTAL CAPITAL OUTLAYS > $5000	1,666	0	1,716	0	136,908	96,719
DEPRECIATION & AMORT						
505-5-4420-561000 Depreciation	272,949	240,200	393,014	0	393,000	393,000
TOTAL DEPRECIATION & AMORT	272,949	240,200	393,014	0	393,000	393,000
OTHER COSTS (NOC)						
DEBT SERVICE						
505-5-4420-580402 P & I - Lease II	5,069	2,957	0	0	0	0
505-5-4420-580600 INTEREST EXPENSE GEFA	0	0	0	3,864	30,800	30,800
505-5-4420-582100 Trf to Dev Auth- 2004A	453,394	453,182	452,129	0	0	0
505-5-4420-582109 Trf to Dev Auth - 2019	0	0	0	237,630	454,361	455,699
505-5-4420-582111 Amortization of Capaci	110,177	110,177	0	0	0	0
505-5-4420-582115 Transfer to General Fu	350,000	0	10,438	0	0	0
505-5-4420-582125 Trf to Dev Auth- 2007	63,295	496,829	63,376	0	0	0
505-5-4420-582295 Transfer to Developmen	0	0	0	279,942	0	0
505-5-4420-582506 Trf Assets to Stormwat	610,906	0	0	0	0	0
505-5-4420-583100 Trf to Dev Auth 2014 A	748,788	527,146	431,617	834,350	511,652	511,652
TOTAL DEBT SERVICE	2,341,628	1,590,292	957,561	1,355,786	996,813	998,151
TOTAL WATER SUPPLY	3,534,628	2,651,155	2,900,938	2,701,155	3,054,449	3,046,423

CITY OF HAPEVILLE
BUDGET DETAILS --- BUDGET YEAR 2021-2022

PROPOSED BUDGET FY2021-2022	2017 ACTUAL	2018 ACTUAL	2019 ACTUAL	2020 ACTUAL	2021 AMENDED	2022 PROPOSED
WATER DISTRIBUTION						
SUPPLIES & MINOR EQPT						
505-5-4440-531510 Water Purchases For Re	1,627,772	1,596,743	1,658,651	1,500,787	1,489,285	1,300,000
TOTAL SUPPLIES & MINOR EQPT	1,627,772	1,596,743	1,658,651	1,500,787	1,489,285	1,300,000
CAPITAL OUTLAYS > $5000						
505-5-4440-542500 Equipment	0	0	0	0	40,000	25,000
TOTAL CAPITAL OUTLAYS > $5000	0	0	0	0	40,000	25,000
DEPRECIATION & AMORT						
505-5-4440-561000 Depreciation	0	0	0	421,798	0	0
TOTAL DEPRECIATION & AMORT	0	0	0	421,798	0	0
DEBT SERVICE						
TOTAL WATER DISTRIBUTION	1,627,772	1,596,743	1,658,651	1,922,585	1,529,285	1,325,000
TOTAL REVENUES	4,818,304	4,657,175	4,779,441	4,369,900	5,283,733	4,871,423
TOTAL REVENUE	4,818,304	4,657,175	4,779,441	4,369,900	5,283,733	4,871,423
TOTAL EXPENDITURES	5,447,557	4,617,503	4,979,035	5,154,011	5,283,733	4,871,423
REVENUE OVER/(UNDER) EXPENDITURES	(629,253)	39,672	(199,594)	(784,111)	0	(0)

CITY OF HAPEVILLE
BUDGET DETAILS --- BUDGET YEAR 2021-2022

PROPOSED BUDGET FY2021-2022	2017 ACTUAL	2018 ACTUAL	2019 ACTUAL	2020 ACTUAL	2021 AMENDED	2022 PROPOSED
506-STORMWATER FUND						
REVENUES						
CHARGES FOR SERVICES						
506-0-0000-344210 Stormwater Charges	325,160	276,292	265,370	254,150	180,000	227,903
TOTAL CHARGES FOR SERVICES	325,160	276,292	265,370	254,150	180,000	227,903
CONTRIBUTIONS						
506-0-0000-371200 Capital Contributions	550,000	0	0	0	0	0
TOTAL CONTRIBUTIONS	550,000	0	0	0	0	0
OTHER FINANCING SOURCES						
506-0-0000-391505 Trf fr Water & Sewer F	610,906	0	0	0	0	0
TOTAL OTHER FINANCING SOURCES	610,906	0	0	0	0	0
TOTAL REVENUE	1,486,066	276,292	265,370	254,150	180,000	227,903
DEPARTMENTAL EXPENDITURES						
PERSONNEL SERVICES						
506-5-4320-511100 Regular Employees	0	0	68,682	76,118	73,136	75,748
506-5-4320-511300 Overtime	0	0	2,519	1,558	1,000	1,000
506-5-4320-512100 Group Insurance	0	0	(13)	2,975	10,522	11,938
506-5-4320-512200 Social Security FICA C	0	0	4,096	5,306	4,658	4,820
506-5-4320-512300 Medicare	0	0	933	1,241	1,089	1,127
506-5-4320-512400 Retirement Contributio	0	0	10,672	8,240	7,987	10,252
506-5-4320-512401 Pension Expense	0	0	7,791	62,133	0	0
506-5-4320-512402 OPEB Cost	0	0	144,670	(2,214)	0	0
506-5-4320-512403 Retirement - GASB 68	0	0	0	(53,950)	0	0
506-5-4320-512700 Worker's Compensation	0	0	0	145	1,016	999
TOTAL PERSONNEL SERVICES	0	0	239,351	101,553	99,409	105,885

CITY OF HAPEVILLE
BUDGET DETAILS --- BUDGET YEAR 2021-2022

PROPOSED BUDGET FY2021-2022	2017 ACTUAL	2018 ACTUAL	2019 ACTUAL	2020 ACTUAL	2021 AMENDED	2022 PROPOSED
CONTRACTED SERVICES						
506-5-4320-521200 Professional	0	0	0	55	0	0
506-5-4320-521300 Technical	0	11,359	56,714	72,219	50,000	50,000
506-5-4320-522200 Repairs & Maintenance	0	8,401	121,175	62,489	17,591	59,018
506-5-4320-523750 Bad Debt Expense	103,480	21,055	22,150	0	0	0
TOTAL CONTRACTED SERVICES	103,480	40,815	200,039	134,762	67,591	109,018
SUPPLIES & MINOR EQPT						
506-5-4320-531100 Supplies	0	446	0	0	2,000	2,000
TOTAL SUPPLIES & MINOR EQPT	0	446	0	0	2,000	2,000
CAPITAL OUTLAYS > $5000						
506-5-4320-542500 Equipment	0	0	0	0	11,000	11,000
TOTAL CAPITAL OUTLAYS > $5000	0	0	0	0	11,000	11,000
DEPRECIATION & AMORT						
506-5-4320-561000 Depreciation	34,370	29,023	29,023	29,023	0	0
TOTAL DEPRECIATION & AMORT	34,370	29,023	29,023	29,023	0	0
TOTAL STORMWATER	137,850	70,283	468,413	265,339	180,000	227,903
TOTAL EXPENDITURES	137,850	70,283	468,413	265,339	180,000	227,903
TOTAL REVENUE	1,486,066	276,292	265,370	254,150	180,000	227,903
REVENUE OVER/(UNDER) EXPENDITURES	1,348,216	206,008	(203,043)	(11,188)	0	(0)

CITY OF HAPEVILLE
BUDGET DETAILS --- BUDGET YEAR 2021-2022

PROPOSED BUDGET FY2021-2022	2017 ACTUAL	2018 ACTUAL	2019 ACTUAL	2020 ACTUAL	2021 AMENDED	2022 PROPOSED
540 SOLID WASTE FUND						
REVENUES						
CHARGES FOR SERVICES						
540-0-0000-344110 Refuse Collection Char	484,345	491,399	502,891	499,346	546,589	493,874
540-0-0000-344115 Refuse Collection - Mi	0	650	855	900	500	500
540-0-0000-344130 Solid Waste Scrap	0	524	352	422	1,000	1,000
540-0-0000-344140 Allied Waste Commissio	24,372	23,003	24,585	12,175	3,000	1,000
540-0-0000-344150 Clean & Green Revenue	17,532	17,570	17,889	18,381	17,500	17,500
540-0-0000-344290 Late Fee	10,199	11,153	12,031	6,174	8,300	6,800
TOTAL CHARGES FOR SERVICES	536,448	544,300	558,603	537,399	576,889	520,674
OTHER FINANCING SOURCES						
TOTAL REVENUE	536,448	544,300	558,603	537,399	576,889	520,674
EXPENDITURES						
SOLID WASTE & RECYCLING						
PERSONNEL SERVICES						
540-5-4510-511100 Regular Employees	249,612	247,523	182,294	17,959	17,693	18,314
540-5-4510-511200 Part-Time Wages	0	0	0	(2,281)	0	0
540-5-4510-511300 Overtime	16,724	20,773	29,103	12,756	8,000	12,000
540-5-4510-512100 Group Insurance	36,776	42,006	47,506	4,371	5,261	5,969
540-5-4510-512200 Social Security FICA C	15,651	15,598	12,096	2,885	2,089	2,623
540-5-4510-512300 Medicare	3,660	3,648	2,829	441	489	614
540-5-4510-512400 Retirement Contributio	25,635	26,456	38,411	3,088	2,768	4,049
540-5-4510-512401 Pension Expense	(434)	(15,394)	20,130	94	0	0
540-5-4510-512402 OPEB Cost	50,974	(54,088)	(94,665)	(367,960)	0	0
540-5-4510-512403 Retirement - GASB 68	0	0	0	2,973	0	0
540-5-4510-512700 Worker's Compensation	3,396	3,055	0	0	242	238
TOTAL PERSONNEL SERVICES	401,994	289,577	237,703	(325,674)	36,541	43,807
CONTRACTED SERVICES						
540-5-4510-521200 Professional Fees	0	39	0	410,709	425,797	425,827
540-5-4510-521205 Legal Settlements	0	1,866	0	0	0	0
540-5-4510-522110 Disposal service	111,858	123,756	162,265	16,269	26,540	26,540
540-5-4510-522200 Repairs & Maintenance	32,225	30,635	29,376	14,257	46,000	32,000
540-5-4510-523750 Bad Debt Expense	22,193	0	22,434	6,271	0	0
TOTAL CONTRACTED SERVICES	166,275	156,296	214,075	447,506	498,337	484,367

CITY OF HAPEVILLE
BUDGET DETAILS --- BUDGET YEAR 2021-2022

PROPOSED BUDGET FY2021-2022	2017 ACTUAL	2018 ACTUAL	2019 ACTUAL	2020 ACTUAL	2021 AMENDED	2022 PROPOSED
SUPPLIES & MINOR EQPMNT						
540-5-4510-531100 Supplies	17,161	15,003	16,867	11,911	26,011	26,500
540-5-4510-531270 Gasoline/Diesel	15,997	15,655	19,968	11,596	16,000	16,000
TOTAL SUPPLIES & MINOR EQPT	33,158	30,658	36,835	23,508	42,011	42,500
DEPRECIATION & AMORT						
540-5-4510-561000 Depreciation	15,290	15,599	15,905	14,926	0	0
TOTAL DEPRECIATION & AMORT	15,290	15,599	15,905	14,926	0	0
TOTAL SOLID WASTE/RECYCLING	616,717	492,130	504,518	160,265	576,889	570,674
TOTAL EXPENDITURES	616,717	492,130	504,518	160,265	576,889	570,674
TOTAL REVENUE	536,448	544,300	558,603	537,399	576,889	520,674
NET REVENUES	(80,269)	52,170	54,085	377,134	(0)	(50,000)

ALAN HALLMAN
MAYOR

MIKE RAST
ALDERMAN AT LARGE

TRAVIS HORSLEY
COUNCILMAN AT LARGE

MARK ADAMS
COUNCILMAN WARD I

CHLOE ALEXANDER
COUNCILMAN WARD II

Mayor and Council Work Session
700 Doug Davis Drive
Hapeville, GA 30354

May 18, 2021 6:00 PM

Minutes

1. Call to Order: Mayor Hallman called the Council Work Session to order at 6:06 pm.

2. Roll Call
   Mayor Alan Hallman
   Alderman Mike Rast
   Councilman at Large, Travis Horsley
   Councilman Ward I, Mark Adams
   Councilman Ward II, Chloe Alexander

3. Welcome

4. Presentations - none

5. Questions on Agenda Items - none

6. Consent Agenda

   6.I Approval of Minutes – 5/4/2021

   6.II Consideration and Action to adopt the GDOT Procurement Policy for the Procurement, Management and Administration of Engineering and Design Related Consultant Services on all federal funded transportation projects.

   MOTION: Councilman Horsley made a motion to approve the consent agenda, Councilman Adams seconded. Motion carried 4-0.

7. Old Business
   7.I Discussion to Revise Food Truck Ordinance – Councilman Alexander noted allowing flexibility to the existing ordinance may add viability to the City of Hapeville as a selection for food truck attraction. Councilman Alexander suggested designating food truck locations, such as Jess Lucas Park or the plaza lot adjacent to City Hall, and stated that a reduction of permit fees could be considered. Councilman

Horsley stated support of consideration for a possible permit fee reduction. Mayor Hallman expressed that any changes to the ordinance should not alter or lead to ambiguity about the lifespan of the permit. City Attorney Priya Patel clarified that, per the current ordinance, food truck courts may be in operation 6 hours per day, 5 days per week, and that the mobile food vendor permit allots a 90-day operation. Alderman Rast said that he is open to staff re-working the ordinance and bringing it back before Council at the June 8, 2021 meeting.

7.II Budget Update – City Manager Tim Young discussed the planned expenditures for FY2022 and answered questions from Mayor and Council regarding allocations of potential uses of funds, prospective traffic calming efforts, hotel-motel tax revenues, sponsorship funds, and potential ramshackle building repairs.

MOTION: Mayor Hallman called the meeting to recess at 6:36pm, due to a staff medical emergency. Motion carried 4-0. Councilman Horsley made a motion to reconvene the meeting at 6:47pm. Alderman Rast seconded. Motion carried 4-0.

8. New Business

8.I Consideration and action on a resolution calling for the imposition of a one-percent municipal option sales tax within the city of Hapeville for the purpose of funding water and sewer projects and costs by Fulton county.

MOTION: Councilman Horsley made a motion to adopt a Resolution calling for the imposition of the Municipal Option Sales Tax (MOST) by Fulton County. Councilman Adams seconded. Motion carried 4-0.

City Manager Report – Mr. Young spoke about potential cost-effective marketing models for developing destination advertising scopes. He then referenced the Fiesta del Hapeville event that is scheduled to take place Saturday, May 22, 2021, 6 pm to 10 pm at Jess Lucas Park.

9.

10. Public Comments – Carol Cahill of 3532 South Fulton Avenue (Hapeville, GA) inquired of the City's railroad project. Mayor Hallman provided clarification.

11. Mayor and Council Comments – Councilman Alexander thanked Hapeville Fire Department staff for their expedient response to the medical emergency that previously halted this meeting. Alderman Rast iterated COVID vaccination openings to adults receiving first and second doses, as well as additional vaccine availability for those 12 years of age (and up). Mayor Hallman made mention of the solar crosswalk on Virginia Avenue (near facilities currently occupied by Delta Air Lines) that have been damaged and need repair. He asked Community Services staff to investigate the issue. Councilman Adams referenced the need for patrons of the dog park located 488 King Arnold Street (John R. Lewis Memorial Park) to be mindful of protocol for proper disposal of animal waste.

12. Executives Session –

MOTION: Councilman Adams made a motion at 7:02 pm to go into executive session for litigation and real estate, Alderman Rast seconded. Motion carried 4-0. Councilman Horsley made a motion to go into recess, Alderman Rast seconded. Councilman Adams motioned to reconvene executive session at 7:08pm. Councilman Alexander seconded. Motion carried 4-0. Councilman Alexander motioned to go into open session at 8:01pm. Councilman Adams seconded. Motion carried 4-0.

MOTION: Councilman Adams made a motion to authorize City Manager, Tim Young, to broker an agreement with Diane Campbell for the acquisition of property. Councilman Alexander seconded. Motion carried 4-0.

13. Adjourn –

MOTION: Alderman Rast motioned to adjourn at 8:02pm. Councilman Adams seconded. Motion carried 4-0.

Respectfully submitted,

_____

Alan Hallman, Mayor

_____

Mary Johnson, Acting City Clerk

DRAFT

CONTRACT FOR SERVICES
BETWEEN

USIS, INC.
AND
CITY OF HAPEVILLE

In consideration of the mutual covenants herein contained, **USIS, INC.** hereinafter referred to as the **COMPANY,** does hereby contract and agree with the **CITY OF HAPEVILLE,** hereinafter referred to as the **CITY,** as follows:

I. This agreement shall take effect June 3, 2021, and shall continue for a one (1) year period, unless terminated by either party as set forth herein. This contract may be terminated at the request of the **COMPANY** with ninety (90) days written notice, and the **CITY, without cause,** with sixty (60) days written notice.

II. All services rendered by the **COMPANY** will fully comply with the rules established by regulatory authorities. The **COMPANY** will perform all services specified herein, including but not limited to the following: Administrative Services, Claims Services, and Data Management Services.

A. ADMINISTRATIVE SERVICES

1. Prepare, file and maintain all records and reports as may be required by legal authorities (State, local and Federal) or by excess insurers.
2. Prepare, file and maintain statistical information required by the Department of Insurance or other appropriate State agencies, by required date.

B. CLAIMS SERVICES

1. Establish reporting procedures which are compatible with the needs of the City.

2. Provide necessary forms and instructions for use.

3. Receive and examine on behalf of the **CITY** all reports of employee injury claims.

4. Conduct investigations that will disclose all of the pertinent facts on any accident as deemed necessary to allow determination as to compensability.

5. Accept or deny all reported claims for employee injuries on behalf of the **CITY** in accordance with the applicable Workers' Compensation Law.

6. Employ outside professionals such as private detectives, expert witnesses, field claim adjusters and attorneys to assist in the investigation, should it be necessary, at the expense of the **CITY,** subject to prior approval by and consultation with **CITY.**

7 Review all medical bills and other services for which a claim is being made for reasonableness and conformity to appropriate medical and surgical fee schedules through our specialized Cost Containment Unit.

8. Adjust and settle all reported claims. Such settlement is to include preparation and execution of all necessary compromise and release agreements.

9. Prepare and maintain files necessary for legal defense of claims and/or litigation (such as actions for subrogation) or other proceedings.

10. Pay in a timely fashion and for appropriate amount all claims and expenses pertaining thereto from the Working Loss Fund. The Working Loss Fund will be established by the **CITY** and will be maintained at a dollar level sufficient to meet the monthly obligations.

11. Conduct an ongoing review of all open cases where appropriate to establish the status of each disabled employee claim in order to bring to an amicable conclusion.

12. Provide **CITY** with narrative status reports of major or litigated claims.

13. Provide coordination with rehabilitation of injured employees in the consultation, retraining and reassignment of employees with limited physical abilities arising from covered injuries, at the expense of the **CITY.**

14. In coordination with **CITY,** maintain a current roster of qualified physicians for the treatment of covered injuries on a first and specialized basis, as well as maintaining procedures for close liaison with the treating physicians.

15. All expenses regarding the checking account(s) to be at the cost of the **CITY.**

16. Employ outside professionals for field case management, rehabilitation, vocational training and catastrophic case management at the expense of the **CITY** subject to prior approval by and consultation with the **CITY.**

C. **DATA MANAGEMENT SERVICES** - Provide City's and Liability Claims Reports monthly with the following individual claim details:

1. Claimant's name and social security number
2. Date of injury or loss
3. Nature of injury or loss
4. Description of accident
5. Payments to date
6 Reserves for future payments
7. Allocated claims expense paid-to-date
8. Reserve for future allocated claims expense

D. **WORKING LOSS FUND RECONCILIATION** - Provide monthly reports as follows:

1. Report will be mailed to **CITY** fifteen (15) days after close of each monthly period.
2. Report will show:
   a. Balance of fund at inception
   b. Total disbursement by date and claimant
   c. Balance of fund at close
   d. Amount of reimbursement required

III. **WORKERS COMPENSATION CLAIM SERVICES:**

A. Service fees will be charged at a flat rate of $5,000 for the twelve (12) month period.

B. **Cost Containment Services (Medical Bill Repricing):** The fee for medical bill re-pricing by the **COMPANY** shall be $5.50 per medical bill, which will be invoiced by the **COMPANY** on a quarterly basis.

C. **Network Savings:** A fee of 25% of network contract savings (not fee schedule savings) shall be paid related to medical providers and pharmacy networks.

IV. **TAIL CLAIMS:**

Workers' Compensation Tail Claims: — If applicable, the service fee shall be $375 per lost-time file per contract year for open claims. There is no charge for tail medical only claims.

V. Other than filing of applications for self-insurance and the rendering of loss prevention services, the **COMPANY'S** performance will continue for a period of ninety (90) days after the expiration of the contract period. All reports required by regulatory authorities will be filed for the contract period. The aforementioned annual fees payable to the **COMPANY** include full consideration for all such continuing obligations.

VI. **INDEMNIFICATION:**

To the extent provided by law, each party (the "Indemnitor") shall indemnify, defend and hold harmless the other party (the "Indemnitee") and its affiliates, officers, directors, agents and employees, to the extent permitted by law,from and against any and all claims, losses, liabilities, damages, costs, penalties, fines, interest and expenses, including punitive damages and reasonable attorney's fees, arising from or caused in whole or in part by any breach of this Agreement or negligent act or omission by the Indemnitor or its officers, agents or employees. If the Indemnitee is not actively negligent, such indemnification shall be complete and total and without regard to the comparative fault of the parties. If there is active negligence on the part of the Indemnitee, such indemnification shall be partial and provided only to the extent of the comparative fault of the Indemnitor. Notwithstanding the foregoing,

USIS shall have no liability under this provision for any act or omission taken by it in accordance with the written instructions of the City of Hapeville. This provision shall survive termination of this Agreement.

VII. The **COMPANY** will not assign this agreement or any responsibilities pursuant to said agreement without the express consent, in writing, of the **CITY.**

VIII. Participation <u>in Federal Work Authorization Program.</u> The Company shall participate in the federal work authorization program throughout the contract period, as provided for in O.C.G.A. § 13-10-91. The Company shall be required to, at the time of the contract, provide a signed, notarized affidavit, attesting that it has registered with, is authorized to use, and uses the federal work authorization program; it will continue to use the federal work authorization program throughout the contract period; and the Company will contract for the physical performance of services in satisfaction of such contract only with subcontractors who present an affidavit containing the above information. Further, the subcontractor's federal work authorization program user identification number and the date of authorization shall be included in the affidavit. The Company's/Contractor's affidavit is attached as Exhibit A.

To the extent that a subcontractor is utilized, the subcontractor shall participate in the federal work authorization program throughout the contract period, as provided for in O.C.G.A. § 13-10-91. The subcontractor shall be required to, at the time of the contract, provide a signed, notarized affidavit, attesting that the subcontractor has registered with, is authorized to use, and uses the federal work authorization program; the subcontractor will continue to use the federal work authorization program throughout the contract period; and the subcontractor will contract for the physical performance of services in satisfaction of such contract only with

subcontractors who present an affidavit to the subcontractor containing the above information. Further, the contractor's federal work authorization program user identification number and the date of authorization shall be included in the affidavit.

IX. **Assignment and Subcontracting:** The Company shall not assign this Agreement or any portion of this Agreement, no shall the Company sub contract for goods or completed or substantially completed services purchased hereunder without the prior express written consent of the City. No assignment or subcontract by the Company, including any assignments or subcontract to which the City consents, shall in any way relieve the Company from complete and punctual performance of this Agreement, including without limitation all of the Company's obligations under the WARRANTY provisions of this agreement.

X. **Risk Management Requirements:** The Company shall aide by the City's applicable Risk Management Requirements attached to this Agreement as Exhibit B and hereby incorporated into this Agreement.

XI. **Notices:** All notices required or permitted to be given hereunder shall be deemed to be properly given if delivered in writing personally or sent by United States certified or registered mail addressed to the Company or the City, as the case may be, with postage thereon fully prepaid. The effective time shall be at the time of mailing:

If to the City:
City Manager
Hapeville City Hall
_____
_____

With copies to:
City Clerk
Hapeville City Hall
_____
_____

If to the Company:
_____
_____
_____
_____

XII. Attorney's Fees: The Company shall pay reasonable attorneys' fees to the City should the City be required to incur attorneys' fees in enforcing the provisions of this Agreement.

XIII. Relationship of Parties

a. Independent Contractors. Nothing contained herein shall be deemed to create any relationship other than that of independent contractor between City and Company. This Agreement shall not constitute, create, or otherwise imply an employment, joint venture, partnership, agency or similar arrangement between City and Company. It is expressly agreed that Company is acting as an independent contractor and not as an employee in providing the Services under this Agreement.

b. Employee Benefits. Company shall not be eligible for any benefits available to employees of Hapeville including, but not limited to, workers' compensation insurance, state disability insurance, unemployment insurance, group health and life insurance, vacation pay, sick pay, severance pay, bonus plans, pension plans, or savings plans.

c. Payroll Taxes. No income, social security, state disability or other federal or state payroll tax will be deducted from payments made to Company under this Agreement. Company shall be responsible for all FICA, federal and state withholding taxes and workers' compensation coverage for any individuals assigned to perform the Services for Hapeville.

XIV. Conflict of Interest

Company warrants and represents that:

a. the Services to be performed hereunder will not create an actual or apparent conflict of interest with any other work it is currently performing, and

b. Company is not presently subject to any agreement with a competitor or with any other party that will prevent Company from performing in full accord with this Agreement; and

c. Company is not subject to any statue, regulation, ordinance or rule that will limit its ability to perform its obligations under this Agreement. The parties agree that Company shall be free to accept other work during the term hereof; provided, however, that such other work shall not interfere with the provision of Services hereunder.

XV. Governing Law and Consent to Jurisdiction

This Agreement is made and entered into in the State of Georgia and this Agreement and the rights and obligations of the parties hereto shall be governed by and construed according to the laws of the State of Georgia without giving effect to the principles of conflicts of laws. The jurisdiction for resolution of any disputes arising from this Agreement shall be in the States Courts of Fulton County, Georgia.

XVI. Waiver of Breach

The waiver by either party of a breach or violation of any provision of this Agreement shall no operate or be construed to constitute a waiver of any subsequent breach or violation of the same or other provision thereof.

XVII. Severability

If any provision of this Agreement is held to be unenforceable for any reason, the unenforceability thereof shall not affect the remainder of the Agreement, which shall remain in full force and effect, and enforcement in accordance with its terms.

XVIII Entire Agreement

This Agreement which includes the exhibits hereto contain the entire agreement and understanding of the parties with respect to the subject matter hereof, and supersedes and replaces any and all prior discussions, representations and understandings, where oral or written.

IN WITNESS WHEREOF, the **COMPANY** and the **CITY** agree to the above terms, conditions and provisions, and hereby cause this agreement to become effective.

CITY OF HAPEVILLE

By:

_____	_____
Signature	Witness Signature
_____	_____
Title	Date

USIS, INC.

By:

_____	_____
Signature	Witness Signature
Sr. Executive Vice President	_____
Title	Date

EXHIBIT A

CONTRACTOR AFFIDAVIT AND AGREEMENT

By executing this affidavit, the undersigned contractor verifies its compliance with O.C.G.A. 13-10-91, stating affirmatively that the individual, firm, or corporation which is contracting with the City of Hapeville, Georgia has registered with and is participating in a federal work authorization program - EEV/Basic Pilot Program operated by the U. S. Citizenship and Immigration Services Bureau of the U.S. Department of Homeland Security, in conjunction with the Social Security Administration (SSA), in accordance with the applicability provisions and deadlines established in O.C.G.A. 13-10-91.

The undersigned further agrees that, should it employ or contract with any subcontractor(s) in connection with the physical performance of services pursuant to this contract with the City of Hapeville, contractor will secure from such subcontractor(s) similar verification of compliance with O.C.G.A. 13-10-91 on the Subcontractor Affidavit provided in Rule 300-10-01-.08 or a substantially similar form. Contractor further agrees to maintain records of such compliance and provide a copy of each such verification to the City of Hapeville at the time the subcontractor(s) is retained to perform such service.

788434
EEV/Basic Pilot Program* User Identification Number
Date of Authorization – 9/23/2014
Name of Contractor – USIS, Inc.
Name of Employer – Brown & Brown, Inc.

USIS, Inc.

By: Ron Warble
Printed Name of Authorized Officer or Agent

4/15/2021
Date

Its: Executive Vice President
Title of Authorized Officer or Agent of Contractor

SUBSCRIBED AND SWORN
BEFORE ME ON THIS THE

21 DAY OF April, 2021

Leslie A Whittemore
Notary Public
My Commission Expires:

Leslie A. Whittemore
Notary Public, State of Florida
My Comm. Expires June 14, 2022
Commission No. GG 223105

CERTIFICATE OF LIABILITY INSURANCE

DATE (MM/DD/YYYY): 01/12/2021

THIS CERTIFICATE IS ISSUED AS A MATTER OF INFORMATION ONLY AND CONFERS NO RIGHTS UPON THE CERTIFICATE HOLDER. THIS CERTIFICATE DOES NOT AFFIRMATIVELY OR NEGATIVELY AMEND, EXTEND OR ALTER THE COVERAGE AFFORDED BY THE POLICIES BELOW. THIS CERTIFICATE OF INSURANCE DOES NOT CONSTITUTE A CONTRACT BETWEEN THE ISSUING INSURER(S), AUTHORIZED REPRESENTATIVE OR PRODUCER, AND THE CERTIFICATE HOLDER.

IMPORTANT: If the certificate holder is an ADDITIONAL INSURED, the policy(ies) must have ADDITIONAL INSURED provisions or be endorsed. If SUBROGATION IS WAIVED, subject to the terms and conditions of the policy, certain policies may require an endorsement. A statement on this certificate does not confer rights to the certificate holder in lieu of such endorsement(s).

PRODUCER
Brown & Brown of Florida, Inc.
220 South Ridgewood Avenue
Daytona Beach FL 32114

CONTACT NAME: Laurie DeSandre
PHONE (A/C, No, Ext): (386) 239-7242 FAX (A/C, No): (386) 239-5729
E-MAIL ADDRESS: ldesandre@bbdaytona.com

INSURER(S) AFFORDING COVERAGE	NAIC #
INSURER A : Travelers Property Casualty Company of America	25674
INSURER B : The Continental Insurance Company	35289
INSURER C : XL Specialty Insurance Company	37885
INSURER D : The Charter Oak Fire Insurance Company	25615
INSURER E :	
INSURER F :	

INSURED
BROWN & BROWN INC ETAL
Po Box 2412
Daytona Beach FL 32115

COVERAGES **CERTIFICATE NUMBER:** 21060 **REVISION NUMBER:**

THIS IS TO CERTIFY THAT THE POLICIES OF INSURANCE LISTED BELOW HAVE BEEN ISSUED TO THE INSURED NAMED ABOVE FOR THE POLICY PERIOD INDICATED. NOTWITHSTANDING ANY REQUIREMENT, TERM OR CONDITION OF ANY CONTRACT OR OTHER DOCUMENT WITH RESPECT TO WHICH THIS CERTIFICATE MAY BE ISSUED OR MAY PERTAIN, THE INSURANCE AFFORDED BY THE POLICIES DESCRIBED HEREIN IS SUBJECT TO ALL THE TERMS, EXCLUSIONS AND CONDITIONS OF SUCH POLICIES. LIMITS SHOWN MAY HAVE BEEN REDUCED BY PAID CLAIMS.

INSR LTR	TYPE OF INSURANCE	ADDL INSD	SUBR WVD	POLICY NUMBER	POLICY EFF (MM/DD/YYYY)	POLICY EXP (MM/DD/YYYY)	LIMITS	
A	[X] COMMERCIAL GENERAL LIABILITY [ ] CLAIMS-MADE [X] OCCUR GEN'L AGGREGATE LIMIT APPLIES PER: [X] POLICY [ ] PRO-JECT [ ] LOC [ ] OTHER:			TC2JGLSA9527B87421	01/01/2021	01/01/2022	EACH OCCURRENCE	$ 1,000,000
							DAMAGE TO RENTED PREMISES (Ea occurrence)	$ 1,000,000
							MED EXP (Any one person)	$ 5,000
							PERSONAL & ADV INJURY	$ 1,000,000
							GENERAL AGGREGATE	$ 10,000,000
							PRODUCTS - COMP/OP AGG	$ 2,000,000
								$
A	AUTOMOBILE LIABILITY [ ] ANY AUTO [ ] OWNED AUTOS ONLY [ ] SCHEDULED AUTOS [X] HIRED AUTOS ONLY [X] NON-OWNED AUTOS ONLY			TC2JCAP9527B86221	01/01/2021	01/01/2022	COMBINED SINGLE LIMIT (Ea accident)	$ 1,000,000
							BODILY INJURY (Per person)	$
							BODILY INJURY (Per accident)	$
							PROPERTY DAMAGE (Per accident)	$ 50,000
								$
B	[X] UMBRELLA LIAB [X] OCCUR [ ] EXCESS LIAB [ ] CLAIMS-MADE [ ] DED [ ] RETENTION $			6011849429	01/01/2021	01/01/2022	EACH OCCURRENCE	$ 10,000,000
							AGGREGATE	$ 10,000,000
								$
D	WORKERS COMPENSATION AND EMPLOYERS' LIABILITY ANY PROPRIETOR/PARTNER/EXECUTIVE OFFICER/MEMBER EXCLUDED? Y / N [ ] (Mandatory in NH) If yes, describe under DESCRIPTION OF OPERATIONS below	N / A		UB1R8701982151K	01/01/2021	01/01/2022	[X] PER STATUTE [ ] OTH-ER	
							E.L. EACH ACCIDENT	$ 1,000,000
							E.L. DISEASE - EA EMPLOYEE	$ 1,000,000
							E.L. DISEASE - POLICY LIMIT	$ 1,000,000
C	INS AGENTS/BROKERS PROFESSIONAL LIAB E&O			ELU172413-21	01/01/2021	01/01/2022	EA WRONGFUL ACT	20,000,000
							AGGREGATE	20,000,000

DESCRIPTION OF OPERATIONS / LOCATIONS / VEHICLES (ACORD 101, Additional Remarks Schedule, may be attached if more space is required)

NAMED INSURED: USIS, INC.
CITY OF HAPEVILLE IS ADDITIONAL INSURED ON THE GENERAL LIABILITY PER FORM CG D2 48 04 19.

CERTIFICATE HOLDER

CITY OF HAPEVILLE
3468 N FULTON AVE
HAPEVILLE GA 30354

CANCELLATION

SHOULD ANY OF THE ABOVE DESCRIBED POLICIES BE CANCELLED BEFORE THE EXPIRATION DATE THEREOF, NOTICE WILL BE DELIVERED IN ACCORDANCE WITH THE POLICY PROVISIONS.

AUTHORIZED REPRESENTATIVE

Greg Beasley

© 1988-2015 ACORD CORPORATION. All rights reserved.

AGENCY CUSTOMER ID: _____

LOC #: _____

ADDITIONAL REMARKS SCHEDULE

AGENCY		NAMED INSURED
Brown & Brown of Florida, Inc.		BROWN & BROWN INC ETAL
POLICY NUMBER		
CARRIER	NAIC CODE	EFFECTIVE DATE:

ADDITIONAL REMARKS

THIS ADDITIONAL REMARKS FORM IS A SCHEDULE TO ACORD FORM,

FORM NUMBER: 25 **FORM TITLE:** Certificate of Liability Insurance: Notes

INSURER A-WORKERS COMPENSATION-POLICY UB1R8612692151R-EFF 1-1-21 TO 1-1-22, LIMITS 1,000,000/1,000,000/1,000,000

© 2008 ACORD CORPORATION. All rights reserved.

The ACORD name and logo are registered marks of ACORD

CONTRACT FOR SERVICES
BETWEEN

USIS, INC.
AND
CITY OF HAPEVILLE

In consideration of the mutual covenants herein contained, **USIS, INC.** hereinafter referred to as the **COMPANY,** does hereby contract and agree with the **CITY OF HAPEVILLE,** hereinafter referred to as the **CITY,** as follows:

I. This agreement shall take effect June 3, 2020, and shall continue for a one (1) year period, unless terminated by either party as set forth herein. This contract may be terminated at the request of the **COMPANY** with ninety (90) days written notice, and the **CITY, without cause,** with sixty (60) days written notice.

II. All services rendered by the **COMPANY** will fully comply with the rules established by regulatory authorities. The **COMPANY** will perform all services specified herein, including but not limited to the following: Administrative Services, Claims Services, and Data Management Services.

A. ADMINISTRATIVE SERVICES

1. Prepare, file and maintain all records and reports as may be required by legal authorities (State, local and Federal) or by excess insurers.
2. Prepare, file and maintain statistical information required by the Department of Insurance or other appropriate State agencies, by required date.

B. CLAIMS SERVICES

1. Establish reporting procedures which are compatible with the needs of the City.

2. Provide necessary forms and instructions for use.

3. Receive and examine on behalf of the **CITY** all reports of employee injury claims.

4. Conduct investigations that will disclose all of the pertinent facts on any accident as deemed necessary to allow determination as to compensability.

5. Accept or deny all reported claims for employee injuries on behalf of the **CITY** in accordance with the applicable Workers' Compensation Law.

6. Employ outside professionals such as private detectives, expert witnesses, field claim adjusters and attorneys to assist in the investigation, should it be necessary, at the expense of the **CITY,** subject to prior approval by and consultation with **CITY.**

7 Review all medical bills and other services for which a claim is being made for reasonableness and conformity to appropriate medical and surgical fee schedules through our specialized Cost Containment Unit.

8. Adjust and settle all reported claims. Such settlement is to include preparation and execution of all necessary compromise and release agreements.

9. Prepare and maintain files necessary for legal defense of claims and/or litigation (such as actions for subrogation) or other proceedings.

10. Pay in a timely fashion and for appropriate amount all claims and expenses pertaining thereto from the Working Loss Fund. The Working Loss Fund will be established by the **CITY** and will be maintained at a dollar level sufficient to meet the monthly obligations.

11. Conduct an ongoing review of all open cases where appropriate to establish the status of each disabled employee claim in order to bring to an amicable conclusion.

12. Provide **CITY** with narrative status reports of major or litigated claims.

13. Provide coordination with rehabilitation of injured employees in the consultation, retraining and reassignment of employees with limited physical abilities arising from covered injuries, at the expense of the **CITY.**

14. In coordination with **CITY,** maintain a current roster of qualified physicians for the treatment of covered injuries on a first and specialized basis, as well as maintaining procedures for close liaison with the treating physicians.

15. All expenses regarding the checking account(s) to be at the cost of the **CITY.**

16. Employ outside professionals for field case management, rehabilitation, vocational training and catastrophic case management at the expense of the **CITY** subject to prior approval by and consultation with the **CITY.**

C. **DATA MANAGEMENT SERVICES** - Provide City's and Liability Claims Reports monthly with the following individual claim details:

1. Claimant's name and social security number
2. Date of injury or loss
3. Nature of injury or loss
4. Description of accident
5. Payments to date
6 Reserves for future payments
7. Allocated claims expense paid-to-date
8. Reserve for future allocated claims expense

D. **WORKING LOSS FUND RECONCILIATION** - Provide monthly reports as follows:

1. Report will be mailed to **CITY** fifteen (15) days after close of each monthly period.
2. Report will show:
   a. Balance of fund at inception
   b. Total disbursement by date and claimant
   c. Balance of fund at close
   d. Amount of reimbursement required

III. **WORKERS COMPENSATION CLAIM SERVICES:**

A. Service fees will be charged at a flat rate of $5,000 for the twelve (12) month period.

B. **Cost Containment Services (Medical Bill Repricing):** The fee for medical bill re-pricing by the **COMPANY** shall be $5.50 per medical bill, which will be invoiced by the **COMPANY** on a quarterly basis.

C. **Network Savings:** A fee of 25% of network contract savings (not fee schedule savings) shall be paid related to medical providers and pharmacy networks.

IV. **TAIL CLAIMS:**

Workers' Compensation Tail Claims: — If applicable, the service fee shall be $375 per lost-time file per contract year for open claims. There is no charge for tail medical only claims.

V. Other than filing of applications for self-insurance and the rendering of loss prevention services, the **COMPANY'S** performance will continue for a period of ninety (90) days after the expiration of the contract period. All reports required by regulatory authorities will be filed for the contract period. The aforementioned annual fees payable to the **COMPANY** include full consideration for all such continuing obligations.

VI. **INDEMNIFICATION:**

To the extent provided by law, each party (the "Indemnitor") shall indemnify, defend and hold harmless the other party (the "Indemnitee") and its affiliates, officers, directors, agents and employees, to the extent permitted by law,from and against any and all claims, losses, liabilities, damages, costs, penalties, fines, interest and expenses, including punitive damages and reasonable attorney's fees, arising from or caused in whole or in part by any breach of this Agreement or negligent act or omission by the Indemnitor or its officers, agents or employees. If the Indemnitee is not actively negligent, such indemnification shall be complete and total and without regard to the comparative fault of the parties. If there is active negligence on the part of the Indemnitee, such indemnification shall be partial and provided only to the extent of the comparative fault of the Indemnitor. Notwithstanding the foregoing,

USIS shall have no liability under this provision for any act or omission taken by it in accordance with the written instructions of the City of Hapeville. This provision shall survive termination of this Agreement.

VII. The **COMPANY** will not assign this agreement or any responsibilities pursuant to said agreement without the express consent, in writing, of the **CITY.**

VIII. Participation <u>in Federal Work Authorization Program.</u> The Company shall participate in the federal work authorization program throughout the contract period, as provided for in O.C.G.A. § 13-10-91. The Company shall be required to, at the time of the contract, provide a signed, notarized affidavit, attesting that it has registered with, is authorized to use, and uses the federal work authorization program; it will continue to use the federal work authorization program throughout the contract period; and the Company will contract for the physical performance of services in satisfaction of such contract only with subcontractors who present an affidavit containing the above information. Further, the subcontractor's federal work authorization program user identification number and the date of authorization shall be included in the affidavit. The Company's/Contractor's affidavit is attached as Exhibit A.

To the extent that a subcontractor is utilized, the subcontractor shall participate in the federal work authorization program throughout the contract period, as provided for in O.C.G.A. § 13-10-91. The subcontractor shall be required to, at the time of the contract, provide a signed, notarized affidavit, attesting that the subcontractor has registered with, is authorized to use, and uses the federal work authorization program; the subcontractor will continue to use the federal work authorization program throughout the contract period; and the subcontractor will contract for the physical performance of services in satisfaction of such contract only with subcontractors who present an affidavit to the subcontractor containing the above

information. Further, the contractor's federal work authorization program user identification number and the date of authorization shall be included in the affidavit.

IX. **Assignment and Subcontracting:** The Company shall not assign this Agreement or any portion of this Agreement, no shall the Company sub contract for goods or completed or substantially completed services purchased hereunder without the prior express written consent of the City. No assignment or subcontract by the Company, including any assignments or subcontract to which the City consents, shall in any way relieve the Company from complete and punctual performance of this Agreement, including without limitation all of the Company's obligations under the WARRANTY provisions of this agreement.

X. **Risk Management Requirements:** The Company shall aide by the City's applicable Risk Management Requirements attached to this Agreement as Exhibit B and hereby incorporated into this Agreement.

XI. **Notices:** All notices required or permitted to be given hereunder shall be deemed to be properly given if delivered in writing personally or sent by United States certified or registered mail addressed to the Company or the City, as the case may be, with postage thereon fully prepaid. The effective time shall be at the time of mailing:

If to the City:
City Manager
Hapeville City Hall
_____
_____

With copies to:
City Clerk
Hapeville City Hall
_____
_____

If to the Company:
_____
_____
_____
_____

XII. Attorney's Fees: The Company shall pay reasonable attorneys' fees to the City should the City be required to incur attorneys' fees in enforcing the provisions of this Agreement.

XIII. Relationship of Parties

a. Independent Contractors. Nothing contained herein shall be deemed to create any relationship other than that of independent contractor between City and Company. This Agreement shall not constitute, create, or otherwise imply an employment, joint venture, partnership, agency or similar arrangement between City and Company. It is expressly agreed that Company is acting as an independent contractor and not as an employee in providing the Services under this Agreement.

b. Employee Benefits. Company shall not be eligible for any benefits available to employees of Hapeville including, but not limited to, workers' compensation insurance, state disability insurance, unemployment insurance, group health and life insurance, vacation pay, sick pay, severance pay, bonus plans, pension plans, or savings plans.

c. Payroll Taxes. No income, social security, state disability or other federal or state payroll tax will be deducted from payments made to Company under this Agreement. Company shall be responsible for all FICA, federal and state withholding taxes and workers' compensation coverage for any individuals assigned to perform the Services for Hapeville.

XIV. Conflict of Interest

Company warrants and represents that:

a. the Services to be performed hereunder will not create an actual or apparent conflict of interest with any other work it is currently performing, and

b. Company is not presently subject to any agreement with a competitor or with any other party that will prevent Company from performing in full accord with this Agreement; and

c. Company is not subject to any statue, regulation, ordinance or rule that will limit its ability to perform its obligations under this Agreement. The parties agree that Company shall be free to accept other work during the term hereof; provided, however, that such other work shall not interfere with the provision of Services hereunder.

XV. Governing Law and Consent to Jurisdiction

This Agreement is made and entered into in the State of Georgia and this Agreement and the rights and obligations of the parties hereto shall be governed by and construed according to the laws of the State of Georgia without giving effect to the principles of conflicts of laws. The jurisdiction for resolution of any disputes arising from this Agreement shall be in the States Courts of Fulton County, Georgia.

XVI. Waiver of Breach

The waiver by either party of a breach or violation of any provision of this Agreement shall no operate or be construed to constitute a waiver of any subsequent breach or violation of the same or other provision thereof.

XVII. Severability

If any provision of this Agreement is held to be unenforceable for any reason, the unenforceability thereof shall not affect the remainder of the Agreement, which shall remain in full force and effect, and enforcement in accordance with its terms.

XVIII Entire Agreement

This Agreement which includes the exhibits hereto contain the entire agreement and understanding of the parties with respect to the subject matter hereof, and supersedes and replaces any and all prior discussions, representations and understandings, where oral or written.

IN WITNESS WHEREOF, the **COMPANY** and the **CITY** agree to the above terms, conditions and provisions, and hereby cause this agreement to become effective.

CITY OF HAPEVILLE

By: _____ _____

Signature Witness Signature

Mayor 5/14/2020

Title Date

USIS, INC.

By: _____ _____

Signature Witness Signature

Executive Vice President 5/20/20

Title Date

EXHIBIT A

CONTRACTOR AFFIDAVIT AND AGREEMENT

By executing this affidavit, the undersigned contractor verifies its compliance with O.C.G.A. 13-10-91, stating affirmatively that the individual, firm, or corporation which is contracting with the City of Hapeville, Georgia has registered with and is participating in a federal work authorization program - EEV/Basic Pilot Program operated by the U. S. Citizenship and Immigration Services Bureau of the U.S. Department of Homeland Security, in conjunction with the Social Security Administration (SSA), in accordance with the applicability provisions and deadlines established in O.C.G.A. 13-10-91.

The undersigned further agrees that, should it employ or contract with any subcontractor(s) in connection with the physical performance of services pursuant to this contract with the City of Hapeville, contractor will secure from such subcontractor(s) similar verification of compliance with O.C.G.A. 13-10-91 on the Subcontractor Affidavit provided in Rule 300-10-01-.08 or a substantially similar form. Contractor further agrees to maintain records of such compliance and provide a copy of each such verification to the City of Hapeville at the time the subcontractor(s) is retained to perform such service.

788434
EEV/Basic Pilot Program* User Identification Number
Date of Authorization – 9/23/2014
Name of Contractor – USIS, Inc.
Name of Employer – Brown & Brown, Inc.

USIS, Inc.

By: Ron Warble
Printed Name of Authorized Officer or Agent

4/6/2020
Date

Its: Executive Vice President
Title of Authorized Officer or Agent of Contractor

Leslie A. Whittemore
Notary Public, State of Florida
My Comm. Expires June 14, 2022
Commission No. GG 223105

SUBSCRIBED AND SWORN
BEFORE ME ON THIS THE

6 DAY OF April, 2020

Leslie Whittemore
Notary Public
My Commission Expires: June 14, 2022

CERTIFICATE OF LIABILITY INSURANCE

DATE (MM/DD/YYYY): 01/23/2020

THIS CERTIFICATE IS ISSUED AS A MATTER OF INFORMATION ONLY AND CONFERS NO RIGHTS UPON THE CERTIFICATE HOLDER. THIS CERTIFICATE DOES NOT AFFIRMATIVELY OR NEGATIVELY AMEND, EXTEND OR ALTER THE COVERAGE AFFORDED BY THE POLICIES BELOW. THIS CERTIFICATE OF INSURANCE DOES NOT CONSTITUTE A CONTRACT BETWEEN THE ISSUING INSURER(S), AUTHORIZED REPRESENTATIVE OR PRODUCER, AND THE CERTIFICATE HOLDER.

IMPORTANT: If the certificate holder is an ADDITIONAL INSURED, the policy(ies) must have ADDITIONAL INSURED provisions or be endorsed. If SUBROGATION IS WAIVED, subject to the terms and conditions of the policy, certain policies may require an endorsement. A statement on this certificate does not confer rights to the certificate holder in lieu of such endorsement(s).

PRODUCER
Brown & Brown of Florida, Inc.
220 South Ridgewood Avenue
Daytona Beach FL 32114

CONTACT NAME: Laurie Kohler
PHONE (A/C, No, Ext): (386) 239-7242 FAX (A/C, No): (386) 323-9159
E-MAIL ADDRESS: lkohler@bbdaytona.com

INSURER(S) AFFORDING COVERAGE	NAIC #
INSURER A: Travelers Property Casualty Company of America	25674
INSURER B: The Continental Insurance Company	35289
INSURER C: XL Specialty Insurance Company	37885
INSURER D: The Charter Oak Fire Insurance Company	25615
INSURER E: The Travelers Indemnity Company	25658
INSURER F:	

INSURED
BROWN & BROWN INC ETAL
Po Box 2412
Daytona Beach FL 32115

COVERAGES **CERTIFICATE NUMBER:** 20060 **REVISION NUMBER:**

THIS IS TO CERTIFY THAT THE POLICIES OF INSURANCE LISTED BELOW HAVE BEEN ISSUED TO THE INSURED NAMED ABOVE FOR THE POLICY PERIOD INDICATED. NOTWITHSTANDING ANY REQUIREMENT, TERM OR CONDITION OF ANY CONTRACT OR OTHER DOCUMENT WITH RESPECT TO WHICH THIS CERTIFICATE MAY BE ISSUED OR MAY PERTAIN, THE INSURANCE AFFORDED BY THE POLICIES DESCRIBED HEREIN IS SUBJECT TO ALL THE TERMS, EXCLUSIONS AND CONDITIONS OF SUCH POLICIES. LIMITS SHOWN MAY HAVE BEEN REDUCED BY PAID CLAIMS.

INSR LTR	TYPE OF INSURANCE	ADDL INSD	SUBR WVD	POLICY NUMBER	POLICY EFF (MM/DD/YYYY)	POLICY EXP (MM/DD/YYYY)	LIMITS	
A	[X] COMMERCIAL GENERAL LIABILITY [ ] CLAIMS-MADE [X] OCCUR GEN'L AGGREGATE LIMIT APPLIES PER: [X] POLICY [ ] PRO-JECT [ ] LOC OTHER:			TC2JGLSA9527B87420	01/01/2020	01/01/2021	EACH OCCURRENCE	$ 1,000,000
							DAMAGE TO RENTED PREMISES (Ea occurrence)	$ 1,000,000
							MED EXP (Any one person)	$ 5,000
							PERSONAL & ADV INJURY	$ 1,000,000
							GENERAL AGGREGATE	$ 10,000,000
							PRODUCTS - COMP/OP AGG	$ 2,000,000
								$
A	AUTOMOBILE LIABILITY [ ] ANY AUTO [ ] OWNED AUTOS ONLY [ ] SCHEDULED AUTOS [X] HIRED AUTOS ONLY [X] NON-OWNED AUTOS ONLY			TC2JCAP9527B86220	01/01/2020	01/01/2021	COMBINED SINGLE LIMIT (Ea accident)	$ 1,000,000
							BODILY INJURY (Per person)	$
							BODILY INJURY (Per accident)	$
							PROPERTY DAMAGE (Per accident)	$ 50,000
								$
B	[X] UMBRELLA LIAB [X] OCCUR [ ] EXCESS LIAB [ ] CLAIMS-MADE [ ] DED [ ] RETENTION $			6011849429	01/01/2020	01/01/2021	EACH OCCURRENCE	$ 10,000,000
							AGGREGATE	$ 10,000,000
								$
D	WORKERS COMPENSATION AND EMPLOYERS' LIABILITY ANY PROPRIETOR/PARTNER/EXECUTIVE OFFICER/MEMBER EXCLUDED? Y/N [ ] (Mandatory in NH) If yes, describe under DESCRIPTION OF OPERATIONS below	N/A		TC2OUB9517B58020	01/01/2020	01/01/2021	[X] PER STATUTE [ ] OTH-ER	
							E.L. EACH ACCIDENT	$ 1,000,000
							E.L. DISEASE - EA EMPLOYEE	$ 1,000,000
							E.L. DISEASE - POLICY LIMIT	$ 1,000,000
C	INS AGENTS/BROKERS PROFESSIONAL LIAB E&O			ELU16548320	01/01/2020	01/01/2021	EA WRONGFUL ACT	20,000,000
							AGGREGATE	20,000,000

DESCRIPTION OF OPERATIONS / LOCATIONS / VEHICLES (ACORD 101, Additional Remarks Schedule, may be attached if more space is required)

NAMED INSURED: USIS, INC.
CITY OF HAPEVILLE IS ADDITIONAL INSURED ON THE GENERAL LIABILITY PER FORM CG D2 48 08 05.

CERTIFICATE HOLDER

CITY OF HAPEVILLE
3468 N FULTON AVE
HAPEVILLE GA 30354

CANCELLATION

SHOULD ANY OF THE ABOVE DESCRIBED POLICIES BE CANCELLED BEFORE THE EXPIRATION DATE THEREOF, NOTICE WILL BE DELIVERED IN ACCORDANCE WITH THE POLICY PROVISIONS.

AUTHORIZED REPRESENTATIVE

Tracy Beasley

© 1988-2015 ACORD CORPORATION. All rights reserved.

AGENCY CUSTOMER ID: _____

LOC #: _____

ADDITIONAL REMARKS SCHEDULE

AGENCY		NAMED INSURED
Brown & Brown of Florida, Inc.		BROWN & BROWN INC ETAL
POLICY NUMBER		
CARRIER	NAIC CODE	EFFECTIVE DATE:

ADDITIONAL REMARKS

THIS ADDITIONAL REMARKS FORM IS A SCHEDULE TO ACORD FORM,

FORM NUMBER: 25 **FORM TITLE:** Certificate of Liability Insurance: Notes

INSURER E-WORKERS COMPENSATION-POLICY TRKUB9518B76120-EFF 1-1-20 TO 1-1-21, LIMITS 1,000,000/1,000,000/1,000,000

© 2008 ACORD CORPORATION. All rights reserved.

The ACORD name and logo are registered marks of ACORD

ALAN HALLMAN
MAYOR

MIKE RAST
ALDERMAN AT LARGE

TRAVIS HORSLEY
COUNCILMAN AT LARGE

MARK ADAMS
COUNCILMAN WARD I

CHLOE ALEXANDER
COUNCILMAN WARD II

Mayor and Council Meeting Summary
Videoconference
May 5, 2020
6:00PM

1. **Call to Order by Alderman Rast at 6:01PM**

2. **Present**:
   - Mayor Alan Hallman - absent
   - Alderman Mike Rast
   - Councilman at Large, Travis Horsley
   - Councilman Ward I, Mark Adams
   - Councilman Ward II, Chloe Alexander

3. **Welcome**

4. **Invocation –** A moment of silence was observed.

5. MOTION: Councilman Horsley made a motion to waive the questions on agenda items and public comment section of the agenda, Councilman Alexander seconded. Motion carried 3-0.

   MOTION: Councilman Horsley made a motion to table the Public Hearing items until further notice, Councilman Adams seconded. Discussion: City Attorney, Priya Patel suggested waiting until the new business section of the agenda to discuss. Motion carried 3-0.

6. **Consent Agenda**
   6.I Approval of Minutes –April 7, 2020 and April 21, 2020
   6.II Consideration and Action on Renewal Agreement with USIS, Inc. for Third Party Worker Compensation Claims Processing in the Amount of $5,000 Service Fee, Re-Pricing Fee of $5.50 Per Medical Bill, and a 25% Network Savings Fee and to Authorize the Mayor to Sign all Necessary Documents

   MOTION: Councilman Adams made a motion to approve the consent agenda, Councilman Alexander seconded. Motion carried 3-0.

7. **Old Business –** none

8. **New Business**
   8.I Consideration and Action on Financing Bank and Financing Terms on One (1) Staff Vehicle for Fire Department in the Amount of $46,709.70

   MOTION: Councilman Horsley made a motion to approve the request, Councilman Adams seconded. Discussion: Councilman Adams asked when would the second vehicle be ready. Finance Director, Randy Brewer stated that Ford did not give a timeline for the vehicle. Motion carried 3-0.

8.II Discussion on Future Council Meetings

City Attorney, Priya Patel stated that Governor Kemp's executive order is silent on certain issues and the role of the attorneys are to interpret the law. She said the City can still have teleconference meetings, but the meetings must be for essential matters such as protection of property and public safety matters. Council may hold in-person meetings but must comply with social distancing measures. There is also an exception for those still affected (medically fragile) by the shelter in place if attending a Council meeting. Legal recommends waiting to revert back to in-person meetings to hold public hearings. She added that we can have a May 19th meeting and the earliest we can do a Public Hearing meeting is June 2nd because the items would need to be re-advertised. Discussion took place on how to hear public comments for Public Hearings which included allowing for a hybrid method. Council's consensus is to hold a May 19th meeting.

9. **City Manager Report** – Mr. Young spoke about the food distribution setup for tomorrow sharing a list of food items that would be available. He said he would forward to Mayor and Council a preliminary budget to review as well as a Flock Safety report and the numbers Councilman Adams had requested at the last Council meeting.

10. **Mayor and Council Comments –** Councilman Adams thanked everyone for being patient, Councilman Horsley said he appreciated people being flexible and gave a shot out to Yehimi Cambron for the beautiful mural, and Councilman Adams thanked everyone for their patience and agreed with Councilman Horsley about the mural. Alderman Rast apologized to the Public Hearing applicants and to the public.

11. **Executives Session –** none

12. **Adjourn –** Councilman Adams made a motion to adjourn the meeting at 6:53PM, Councilman Alexander seconded. Motion carried 3-0.

TRADEMARK SUBLICENSE AGREEMENT

This Trademark Sublicense Agreement ("Sublicense Agreement") is entered into between Georgia Department of Community Affairs ("**Coordinating Program**") and _____ (**"Sublicensee"**), effective as of the last date written below. For good and valuable consideration, the receipt and sufficiency of which are acknowledged, the parties agree as follows:

1. Background.

A. The National Main Street Center, Inc. ("NMSC") operates a membership program called MAIN STREET AMERICA™. As a part of that program, MAIN STREET AMERICA™ Coordinating Program Membership is available to statewide, regional or citywide organizations that oversee multiple local downtown and neighborhood programs within their service area and work to preserve and revitalize commercial districts. Local Program membership in the MAIN STREET AMERICA™ program is available at the Affiliate or Accredited levels to individual programs or organizations that satisfy the membership eligibility criteria described on the NMSC website (currently located at: https://higherlogicdownload.s3.amazonaws.com/NMSC/390e0055-2395-4d3b-af60-81b53974430d/UploadedImages/Join/Main_Street_America_Tier_System_Overview_-_2019_Update.pdf).

B. Organization is a Coordinating Program member of NMSC in good standing and has entered into a Trademark License Agreement with the NMSC which grants to the Coordinating Program the right to sublicense to its Local Programs the use of the NMSC name and trademarks described below.

C. Sublicensee is a Local Program Member in good standing of the MAIN STREET AMERICA™ program at the Accredited level. Sublicensee is also located within the Coordinating Program's geographic service area. Therefore, Sublicensee has the opportunity to enter into this Trademark License Agreement, which grants certain rights to use the NMSC's name and trademarks, including MAIN STREET AMERICA™ and MAIN STREET®, as described below.

D. The NMSC's parent entity, the National Trust for Historic Preservation ("National Trust"), owns the following registered trademarks, which it has delegated to the NMSC the right to sublicense. NMSC and Coordinating Program have entered into a Trademark Licensing Agreement which grants the Coordinating Program the right to sublicense the following registered trademarks:

Mark	U.S. Registration Number
MAIN STREET	Reg. Nos. 3,365,568 and 2,057,207
NATIONAL MAIN STREET CENTER	Reg. No. 2,013,837

These registered trademarks owned by the National Trust, together with the MAIN STREET AMERICA™ word marks and logos referred to in Section 2.A.1 below, the NATIONAL MAIN STREET CENTER logo referred to in Section 2.A.ii below are referred to herein as the "Trademarks."

E. The Trademarks are well known and recognized by the general public and associated in the public mind with the NMSC and the National Trust. The Coordinating Program and the Sublicensee recognize the mutual benefits that accrue from the Sublicensee's use of the Trademarks in accordance with the terms and conditions of this Sublicense Agreement, including the recognition and credibility brought to the Sublicensee through its use of these Trademarks and the benefit to the Coordinating Program and NMSC from association with high-performing Local Programs.

2. Grant of Sub-License.

A. Subject to the terms and conditions of this Sublicense Agreement, the Coordinating Program hereby grants the Sublicensee the non-exclusive right and license to use the Trademarks to identify and promote its participation in the MAIN STREET AMERICA™ program, as well as its relationship and association with the Coordinating Program and NMSC, in connection with the following activities:

i. **MAIN STREET AMERICA™ word and logo marks**. The Sublicensee's rights to use the MAIN STREET AMERICA™ word mark and the following MAIN STREET AMERICA logo are limited to Sublicensees which are members in good standing at the Accredited membership level of the MAIN STREET AMERICA™ program:

For use by Local Programs who are Designated Members at the Accredited Level:

As a Main Street America™ Accredited program, INSERT NAME HERE is a recognized leading program among the national network of more than 1,200 neighborhoods and communities who share both a commitment to creating high-quality places and to building stronger communities through preservation-based economic development. All Main Street America™ Accredited programs meet a set of National Accreditation Standards of Performance as outlined by the National Main Street Center.

ii. **NATIONAL MAIN STREET CENTER® word and logo marks**. The Sublicensee's right to use the NATIONAL MAIN STREET CENTER word mark and the following NATIONAL MAIN STREET CENTER logo solely and exclusively to indicate its association with the National Main Street Center:

iii. **MAIN STREET® word mark**. The Sublicensee's right to use the MAIN STREET trademark is limited to use made to identify Sublicensee and/or its activities, including as part of the name of the Licensee (e.g. "Main Street Iowa"), in connection with commercial district revitalization and related consultation, education, and training.

3. Scope of and Limitations on Use. Use of the Trademarks by the Sublicensee will be subject to the following limitations:

A. Sublicensee must display the Accredited level MAIN STREET AMERICA membership mark on their website. All uses of the MAIN STREET AMERICA word mark and logo by Sublicensee must follow the specific mark, color, and character usage set forth in the Brand Identity Guidelines which are incorporated by reference as if fully set forth herein. Sublicensee will not use or develop any different

logos or designs (including any symbols or stylized presentations), in connection with the MAIN STREET AMERICA mark or logo. Use of the MAIN STREET AMERICA word mark and logos by Sublicensee is a mandatory condition of membership in the MAIN STREET AMERICA program.

B. The MAIN STREET mark, as part of the name and identity of Sublicensee's organization, programs, and activities, can be used on materials designed to promote the work of Sublicensee (e.g., website, brochures, newsletter, letterhead or other printed promotional materials). The right to use the MAIN STREET mark by the Sublicensee is an optional benefit of membership in the MAIN STREET AMERICA program.

C. All uses of the NATIONAL MAIN STREET CENTER logo by Sublicensee must follow the specific mark, color, and character usage set forth in the Brand Identity Guidelines attached as Exhibit A, which are incorporated by reference as if fully set forth herein. Sublicensee will not use or develop any different logos or designs (including any symbols or stylized presentations) in connection with the NATIONAL MAIN STREET CENTER mark. Use of the NATIONAL MAIN STREET CENTER logo by Sublicensee is an optional benefit of membership in the MAIN STREET AMERICA program.

D. This Sublicense Agreement is subject to the terms, conditions, and limitations of the Trademark License Agreement between NMSC and the Coordinating Program.

E. Sublicensee will not apply to register any of the Trademarks, or any other trademark that incorporates any part of the Trademarks or "National Trust for Historic Preservation." Sublicensee will not state or imply that it owns any such trademarks.

F. The Sublicensee will not use the Trademarks in combination with or in juxtaposition with other trademarks except as may be approved in writing by the NMSC. The Sublicensee will apply and display the ® symbol and the ™ symbol next to or with respect to the Trademarks as directed by the Coordinating Program.

G. Other than as specifically provided herein, Sublicensee is not granted any other rights to use, license or sublicense the Trademarks.

4. Term. This Sublicense Agreement will become effective immediately upon the date of last signature below, and, unless terminated early under Sections 5 or 10, will be effective through April 30, 2022, at which time it may be renewed by mutual written agreement of the parties hereto.

5. Conditions. This Sublicense Agreement between Coordinating Program and Sublicensee is conditioned upon Sublicensee having an active MAIN STREET AMERICA membership at the Accredited level with NMSC. The requirements of this membership are currently available at: https://higherlogicdownload.s3.amazonaws.com/NMSC/390e0055-2395-4d3b-af60-81b53974430d/UploadedImages/Join/Main_Street_America_Tier_System_Overview_-_2019_Update.pdf, and are incorporated herein by reference.

6. Acknowledgment of Ownership. Use of the Trademarks indicates acknowledgment by the Sublicensee of the NMSC's and the National Trust's rights and title to the Trademarks, (i.e. MAIN STREET AMERICA, NATIONAL MAIN STREET CENTER, and MAIN STREET), and that Sublicensee will not at any time do, or permit to be done, any act or thing that will in any way impair the rights of the NMSC or the National Trust. All use of the Trademarks by the Sublicensee will inure to the benefit of the NMSC and the National Trust.

7. Good will and promotional value. Sublicensee recognizes and acknowledges the value of good will associated with the Trademarks and agrees that it will not conduct any activity, provide any service, or produce or distribute goods which in any way damages or reflects adversely upon the NMSC or the National Trust.

8. Non-assignment. This Sublicense Agreement is personal to the Sublicensee, and may not be assigned to any other individual, program, organization, or agency. Any attempted assignment will be null and void.

9. Compliance Verification. It is the responsibility of the Sublicensee to verify compliance with the terms of this Sublicense Agreement, and to provide complete and accurate usage reports to the Coordinating Program. If the Coordinating Program or the NMSC has reason to believe that the Sublicensee is in violation of this Sublicense Agreement, the Coordinating Program or NMSC shall have the right to make inquiries with Sublicensee as necessary to determine compliance. In such case, the Sublicensee will cooperate with the Coordinating Program and/or NMSC in its investigation and provide in a timely fashion any and all information that is requested.

10. Termination.

A. Coordinating Program may terminate this Sublicense Agreement if the Sublicensee violates any of the provisions of this Sublicense Agreement or fails to satisfy the membership criteria established by the NMSC for Accredited Local Programs. Such termination will be effective thirty (30) days after the Coordinating Program sends written notice of such termination to Sublicensee. During this thirty (30) day period, Sublicensee may attempt to cure such violation. If the violation is not cured during this period, the termination will be effective upon the expiration of the thirty (30) day period.

B. This Sublicense Agreement will automatically terminate immediately without any notice required, notwithstanding the above paragraph, if the Coordinating Program or NMSC determines: (i) that sublicensee's actions could negatively affect the goodwill, image, or reputation of the NMSC, the National Trust for Historic Preservation, the Coordinating Program, or any of the Trademarks; (ii) the Sublicensee discontinues all or a significant portion of its business; (iii) the National Trust terminates, revokes, or fails to renew the NMSC's rights to use, license, or sublicense the Trademarks; or (iv) the NMSC terminates, revokes or fails to renew the Coordinating Program's rights to use, license or sublicense the Trademarks.

C. Upon the expiration or early termination of this Agreement, the Sublicensee will discontinue use of the Trademarks and will destroy and delete tangible and electronic documents and files containing any such marks, except for a limited number of copies retained for archival purposes only.

11. Governing Law. This Agreement is entered into in the District of Columbia and will be governed by and construed in accordance with the laws of the District of Columbia, USA, without giving effect to conflict of laws provisions.

12. Annual Report, Notices, Other Communication. Upon request by the Coordinating Program or NMSC, Sublicensee shall submit samples of any materials on which the Trademarks licensed under this agreement were used during the year. Such samples shall be submitted within ten business days of receipt of a written request from the Coordinating Program or NMSC.

13. Notices. Any notices which either party is required or may desire to serve upon the other party shall be in writing and may be served either personally or by depositing the same in the mail (first class

postage prepaid, certified and return receipt requested) or with a reputable overnight express delivery service (with confirmed delivery, charge prepaid or billed to shipper), addressed to the party to be served as follows, unless a different address is designated in writing by the party to be served. Notice shall also be required to be given by electronic mail on the same date as deposited in the mail. Notice given by mail alone shall not be sufficient.

To Coordinating Program:
Name:Jessica Reynolds
Address: 60 Executive Park South, NE
Atlanta, GA 30329
Phone: 404.520.4271
Email: Jessica.Reynolds@dca.ga.gov

To Sublicensee:
Name: _____
Address: _____
_____
Phone: _____
Email: _____

14. Successors. This Agreement shall be binding upon, and will inure to the benefit of, the parties and their respective permitted successors and assigns.

15. Modification. No amendment or modification of the terms or conditions of this License Agreement will be valid unless in writing and signed by both parties.

16. Waiver. The failure of either party to partially or fully exercise any right or the waiver by either party of any breach, shall not prevent a subsequent exercise of such right or be deemed a waiver of any subsequent breach of the same or any other term of this Sublicense Agreement. No waiver shall be valid or binding unless in writing and signed by the waiving party.

17. Severability. If any provision of this Sublicense Agreement or the application of any provision hereof to any person or circumstances is held to be void, invalid, or inoperative, the remaining provisions of this Agreement shall not be affected and shall continue in effect and the invalid provision shall be deemed modified to the least degree necessary to remedy such invalidity.

18. Entire Agreement. This Sublicense Agreement is the entire agreement between the parties with respect to the matters referred to herein and it supersedes and replaces all prior and contemporaneous oral and written understandings pertaining to the subject matter hereof.

Coordinating Program	**Sublicensee**
By: _____	By: _____
Jessica Reynolds, Director	
Date: _____	Date: _____

DEPARTMENT OF PLANNING AND ZONING
PLANNER'S REPORT

DATE: June 3, 2021
TO: Tim Young
FROM: Lynn Patterson
RE: Food Truck Ordinance Revision

BACKGROUND

At the City Council meeting on May 18, 2021 the City Council discussed the food truck ordinance and requested staff provide a draft revised food truck ordinance:

The City Manager, City Planner, and City Attorney reviewed the current food truck ordinance and mobile food vendor sections of the City Code and are proposing the following modifications based upon four food truck scenarios:

1. Food Truck Court as a primary use. This scenario entails a vacant or undeveloped lot used solely as a food truck court.
2. Food Truck Court as an accessory use. This scenario may entail the use of a portion of a site for food trucks in addition to an alternate primary use.
3. Food Trucks located in a City-sponsored food truck court or in the public right-of-way. This scenario allows food trucks to locate in City lots designated as food truck courts, public parking lots or parking spaces / within the City's right-of-way.
4. Food Trucks as an ancillary use. This scenario allows for a property to have a food truck on-site for limited periods or special events.

PROPOSED ORDINANCE

Sec. 11-11-2. - Definitions.

Mobile food vendor shall mean a retail food establishment that reports to and operates from a commissary and is readily moveable, and is a motorized wheeled vehicle or a towed wheeled vehicle designed and equipped to serve food.

Sec. 93-28-2. - Definitions.

Food truck. A motorized vehicle or trailer drawn by a motorized vehicle used to prepare and sell food to the public directly from the vehicle or trailer. Food trucks are mobile food vendors and shall follow all requirements of section 11-11-3.

Food truck court. An area designated on a site for hosting food trucks, subject to the requirements of section 93-28-12 and the mobile food vendor requirements of section 11-11-3.

Food truck court operator. The property owner or responsible party established to operate and rent food truck court spaces on a site.

Food truck vendor. Any person or entity that prepares and sells food from a food truck in a designated food truck court or that otherwise operates a food truck in accordance with the requirements of section 11-11-3.

Sec. 11-11-3 Regulation and licensing of mobile food vendors.

(a) It shall be unlawful for any person to sell, or offer for sale, food of any type from a mobile food vendor without a permit first having been granted under this section.

(b) An application for a permit hereunder shall be submitted to the city clerk or his or her designee setting forth all information required hereunder and in compliance with this ordinance. The city clerk or his or her designee shall develop a form application for the purpose of compliance with this article. The application shall be accompanied by an executed indemnity agreement indemnifying and releasing the city, its agents, employees and elected officials from any and all liability against any and all claims, actions and suits of any type whatsoever arising in connection with the activities of the mobile food vendor pursuant to the permit issued hereunder. Mobile food vendor permits shall be active for:

(1) Food truck court vendors may obtain a 90 day permit commencing on the day of issuance and are subject to locations designated and approved on the application;

(2) Food truck vendors that plan to locate in the public right of way or operate as an ancillary use may obtain a three consecutive day permit and are subject to locations designated and approved on the application.

(c) The following information shall be provided with each application for a mobile food vendor permit, along with an application fee of $100.00 for a 90-day permit or $50.00 for a three consecutive day permit, and an executed release and indemnification agreement provided by the city:

(1) Name of the mobile food vendor;

(2) Make, model and license plate number of vending unit;

(3) Owner's contact information;

(4) Operator's contact information;

(5) Copy of approved permit from the county health department and fire safety certificate of inspection;

(6) List of operating locations and times including map detailing the position of the vehicle, and current zoning in said locations;

(7) Lease or rental agreements between property owners and mobile food vendors;

(7) Signatures from property owners indicating consent for the use of their property; and

(8) Signature of applicant indicating agreement to the listed requirements.

(d) A waiver of the application fee may be requested at the time of application by the applicant if:

(1) The event is a 501(c) non-profit event and proof is submitted thereof; or

(2) The event is a city-sponsored event as determined by the city manager. However, all mobile food vendors must fill out an application form, execute an indemnification agreement, and provided the city with all necessary documentation required by the city.

(e) Mobile food vendors may conduct business or operate in the public right-of-way, only if parking in the right-of way is legally allowed and it does not impede the flow of traffic. A determination of traffic impediment shall be made by the city police department. Mobile food vendors must be located in a lot that can safely be accessible by patrons. Mobile food vendors cannot be parked on sidewalks, be

located within any required setback, any sight distance triangle, or required buffer. Access aisles sufficient to provide emergency access to any food truck shall be provided. Parking on public, city-owned grass areas is permissible with prior approval from the city manager at the time of application.

(f) A mobile food vendor shall not be allowed to park overnight on any public or private property.

(g) A mobile food vendor may operate on city-owned property, if:

(1) The mobile food vendor has received permission to do so from the city manager; and

(2) Has indicated the appropriate city-owned location, date, and times of use on the application.

(3) At no time shall a mobile food vendor be allowed to park overnight on any city-owned property.

(4) met all requirements for the City sponsored food truck ordinance. (see below)

(h) A mobile food vendor shall maintain a $1,000,000.00 liability insurance policy. Proof of current liability insurance, issued by an insurance company licensed to do business in the state, protecting the mobile food vendor, the public and the city from all claims for damage to property and bodily injury, including death, which may arise from operation under or in connection with the permit, shall be provided to the city as part of its permit application. If the mobile food vendor does not have insurance, the mobile food vendor may be under the umbrella of an existing business with the business' permission to do so. Such arrangement documentation shall be included with the application to the city.

(i) A mobile food vendor shall not make sounds or announcements to call attention to the mobile food vehicle either while traveling on the public rights-of-way or when stationary. At all times said mobile food vendor shall be in compliance with the city's noise ordinance.

(j) The permit under which a mobile food vendor is operating must be firmly attached and visible on the mobile food vendor at all times.

(k) Any driver of a mobile food vendor motorized vehicle must possess a valid Georgia driver's license.

(l) Mobile food vendors shall not be located within 30 feet of any street intersection or pedestrian crosswalk or 15 feet of any driveway.

(m) A mobile food vendor shall not sell or offer to sell any goods, foods, products, or services between the hours of 10:00 p.m. to 7:00 a.m., unless otherwise approved and extended by the city manager.

(n) Vending structures shall not be left unattended or stored at any time on the open vending site when vending is not taking place or during restricted hours of operation.

(o) No sale or offer for sale of ice cream, frozen milk, frozen dairy or ice confection products shall be made from a mobile food vendor unless each side of the vehicle is marked, in letters and numbers at least three inches in height, with the name and address of the mobile food vendor licensee.

(p) Mobile food vendors shall comply with all state, federal and local health and safety regulations and requirements and shall obtain and maintain any and all license and permits required by any other health organization or governmental organization having jurisdiction over this subject matter.

(q) The following safety regulations shall apply to any and all vehicles operating under this article or used for mobile retail food establishments:

(1) Every vehicle shall be equipped with a reverse gear signal alarm with a sound distinguishable from the surrounding noise level.

(2) Every vehicle shall be equipped with two rear-vision mirrors, one at each side, firmly attached to the outside of the motor vehicle, and so located as to reflect to the driver a view of the highway to the rear, along both sides of the vehicle.

(r) A mobile food vendor may only sell food and non-alcoholic beverage items. A mobile food vendor may sell alcoholic beverages as a food truck collaboration if all proper licensing requirements are satisfied and if the mobile food vendor has all necessary permits and/or licenses.

Sec. 93-28-12. - Use specific standards.

The following standards shall control the development and manner of operation of the following uses within the arts district overlay:

(1) Food Truck Court as a primary use located on private property.

a. Food truck courts may be established as a primary use in undeveloped lots or free-standing commercial parking lots provided the property is not zoned or used as residential, the lot is paved where food trucks and parked vehicles are located, and that there are no unoccupied buildings present on the parcel.

b. Food truck courts operating as a primary use shall require a special use permit. The special use permit application must include a site plan designating food truck locations, parking, amenities, and is subject to approval by City Staff.

c. Food truck court operators must obtain an occupational tax permit.

d. Food truck court operators must provide the City with emergency contact information.

e. Operators of food truck courts shall enter into rental agreements with any food truck vendor, which shall include the specific space being leased. Copies of said contracts shall be furnished upon request to the code enforcement officer.

f. No vehicles or food trucks shall be permitted to park overnight in the food truck court. The operators will be responsible for the removal of any unauthorized vehicles.

g. There shall be no more than 6 food trucks per acre.

h. Food truck courts operating as a primary use must provide a minimum of four parking spaces for customer use per food truck in addition to any parking necessary for the use of the food trucks themselves. All spaces must be paved and striped.

i. Food truck courts shall have dedicated on-site amenities for the patrons, including but not limited to on-site customer restrooms, customer seating, adequate lighting, trash receptacles, and clear pathways for patrons separate from parking and circulation. Food truck court operators shall be responsible for all maintenance of on-site amenities and property.

j. Any accessory structures, such as pavilions, wooden gazebos, or pergolas may be provided by the food truck court operator subject to Design Review Committee approval. Other than dining umbrellas, which must be removed at the end of the business day, temporary canopies are not permitted.

k. Food truck courts must adhere to all requirements of the sign ordinance. No LED strip lighting shall be used in conjunction with any food truck court.

l. No food truck shall be left unattended or unsecured at any time.

m. All food trucks shall have valid mobile food vendor permits from the city per the requirements of section 11-11-3. Operators of food truck courts shall retain a copy of each food truck's mobile food vendor permit, to be furnished upon request to the code enforcement officer.

n. No wastes of any kind shall be discharged from a food truck. Trash receptacles shall be provided by the food truck court operator for customers to dispose of food wrappers,

food utensils, paper products, cans, bottles, food and other such waste. The food truck court operator shall be responsible for removing all trash, litter and refuse from the site at the end of each business day.

o. No loudspeakers shall be used for announcements or hawking of products in conjunction with any food truck court.
p. A minimum distance of 100 feet shall be maintained between any food truck and the entrance to any restaurant.
q. No food truck in a food truck court shall be located within any required setback, any sight distance triangle or required buffer. Access aisles sufficient to provide emergency access to any food truck shall be provided.
r. Sales of articles other than food & non-alcoholic beverages shall be prohibited.
s. Food truck courts may operate between 7am and 10pm, 7 days per week.

(2) Food Truck Courts as an accessory use located on private property.

a. Food truck courts are allowed as an accessory use when there is an excess of parking in addition to the minimum site parking requirements.
b. Food truck courts operating as an accessory use shall require a special use permit. The special use permit application must include a site plan designating food truck locations, parking, amenities, and is subject to approval by City Staff.
c. The accessory food truck court may not block access to the existing uses on the site.
d. Food truck court operators must obtain an occupational tax permit.
e. Food truck court operators must provide the City with emergency contact information.
f. Operators of food truck courts shall enter into rental agreements with any food truck vendor, which shall include the specific space being leased. Copies of said contracts shall be furnished upon request to the code enforcement officer.
g. No vehicles or food trucks shall be permitted to park overnight in the food truck court. The operators will be responsible for the removal of any unauthorized vehicles.
h. No food truck shall be left unattended or unsecured at any time.
i. All food trucks shall have valid mobile food vendor permits from the city per the requirements of section 11-11-3. Operators of food truck courts shall retain a copy of each food truck's mobile food vendor permit, to be furnished upon request to the code enforcement officer.
j. There shall be no more than 3 food trucks per acre.
k. Food truck courts operating as an accessory use must provide a minimum of four parking spaces for customer use per food truck in addition to any parking necessary for the use of the food trucks themselves. All spaces must be paved and striped.
l. Food trucks located in an accessory food truck court must be located a minimum of 100 feet from any restaurant entrance.
m. Food truck courts shall have dedicated on-site amenities for the patrons, including but not limited to on-site customer restrooms available to the public during operating hours, customer seating, adequate lighting, trash receptacles, and clear pathways for patrons separate from parking and circulation. Food truck court operators shall be responsible

for all maintenance of on-site amenities and property.

n. Any accessory structures, such as pavilions, wooden gazebos, or pergolas may be provided by the food truck court operator subject to Design Review Committee approval. Other than dining umbrellas, which must be removed at the end of the business day, temporary canopies are not permitted.

o. No wastes of any kind shall be discharged from a food truck. Trash receptacles shall be provided by the food truck court operator for customers to dispose of food wrappers, food utensils, paper products, cans, bottles, food and other such waste. The food truck court operator shall be responsible for removing all trash, litter and refuse from the site at the end of each business day.

p. Food truck courts must adhere to all requirements of the sign ordinance. No LED strip lighting shall be used in conjunction with any food truck court.

q. No loudspeakers shall be used for announcements or hawking of products in conjunction with any food truck court.

r. No food truck in a food truck court shall be located within any required setback, any sight distance triangle or required buffer. Access aisles sufficient to provide emergency access to any food truck shall be provided.

s. Sales of articles other than food & non-alcoholic beverages shall be prohibited.

t. Food truck courts may operate between 7am and 10pm, 7 days per week.

(3) Food Truck Court or Food Trucks located on public property.

Food trucks may be allowed to operate on a City-sponsored food truck court, City property, or in the public right-of way subject to the following conditions:

a. The City may establish a food truck court on public property. Any food truck vendor desirous to operate in a City food truck court must operate under an agreement for the space with the City.

b. All food trucks shall have valid mobile food vendor permits from the city per the requirements of section 11-11-3. Operators of food trucks shall retain a copy of its mobile food vendor permit, to be furnished upon request to the code enforcement officer.

c. Food trucks may locate on City property (non food-truck) or public right of way provided the food trucks operators must provide locations, dates, and times for their proposed operations. The City Manager must approve all locations, dates, and times for food truck operations.

d. Food trucks are not permitted to operate in the right of way in residential districts unless approved by special permission by the City Manager. Food trucks operating under special permission in the right of way in residential areas are restricted to 4 hours, 1 day per month.

e. No vehicles or food trucks shall be permitted to park overnight on City property or in the public right of way. Unauthorized vehicles may be ticketed or impounded at the owner's expense.

f. No food truck shall be left unattended or unsecured at any time. Unauthorized or unattended food trucks may be ticketed or impounded at the owner's expense.

g. Food trucks located in City-sponsored food truck courts may operate between 7am and 10pm, 7 days per week.
h. Food trucks located in the public right of way may operate up to six hours per day, and up to three days per week and between the hours of 7am and 10pm.
i. Food trucks located in the public right of way may not reduce shared parking requirements for surrounding properties or impede traffic.
j. Food trucks located in the public right of way must be located a minimum of 100 feet from any restaurant entrance.
k. Access to food trucks may not hinder or impede pedestrian traffic.
l. No food truck in a City sponsored food truck court or public right of way shall be located within any required setback, any sight distance triangle or required buffer. Access aisles sufficient to provide emergency access to any food truck shall be provided.
m. Sales of articles other than food & non-alcoholic beverages shall be prohibited.

(4) Food Trucks as an ancillary use.

Food trucks operating as an ancillary use may locate on a site for limited periods or special events.

a. A host business or property owner may allow for a food truck to operate ancillary to an existing business for limited periods or special events.
b. If the food truck shares a parking lot with other tenants or property owners, and the minimum parking requirements for all users are greater than the number of spaces provided in the lot, the hosting entity shall obtain written consent from each tenant or property owner prior to operating a food truck court. This consent will be made available to the city upon request. Lack of written consent will constitute of violation of this Code and the food trucks will be required to leave the premises immediately.
c. All food trucks shall have valid mobile food vendor permits from the city per the requirements of section 11-11-3. Operators of food truck courts shall retain a copy of each food truck's mobile food vendor permit, to be furnished upon request to the code enforcement officer.
d. Ancillary food truck may operate up to six hours per day, and up to three days per week.
e. Up to two food trucks are allowed as an ancillary use per acre
f. No vehicles or food trucks shall be permitted to park overnight in the food truck court. The operators will be responsible for the removal of any unauthorized vehicles.
g. No food truck shall be left unattended or unsecured at any time.
h. Food trucks must be located a minimum of 100 feet from any restaurant entrance.
i. No food truck in a food truck court shall be located within any required setback, any sight distance triangle or required buffer. Access aisles sufficient to provide emergency access to any food truck shall be provided.
j. Sales of articles other than food & non-alcoholic beverages shall be prohibited.
k. No wastes of any kind shall be discharged from a food truck. Trash receptacles shall be provided by the host of the food truck vendor for customers to dispose of food wrappers, food utensils, paper products, cans, bottles, food and other such waste. The host of the food truck vendor shall be responsible for removing all trash, litter and refuse from the

site at the end of each business day.

l. Food truck must adhere to all requirements of the sign ordinance. No LED strip lighting shall be used in conjunction with any food truck.

m. No loudspeakers shall be used for announcements or hawking of products in conjunction with any food truck.

n. The host or food truck vendor may provide limited seating to customers of the food truck vendor(s). Canopies for the protection of customers from the elements may also be provided by the property owner. Such canopies shall be temporary, shall not exceed an area of 144 square feet, and shall be removed at the conclusion of business each day.

RECOMMENDATIONS

With input above from Council, Staff will present the proposed changes to the Planning Commission and then bring to Council as a text amendment to the City's Code or Ordinances.

LGBTQ+ Pride

The City of Hapeville prides itself in being an inclusive place, having enacted an Anti-Discrimination Ordinance to bolster our commitment towards increasing equity of human rights. Hapeville is vibrant, diverse, progressive and forward thinking community with a heart and we stand in solidarity as a true testament and commitment to the work we are doing to improve wellbeing for all our our residents. This is particularly true for those who have been systematically marginalized simply for who they are or for who they love.

As our nation celebrates LGBTQ Pride Month to recognize and honor the lesbian, gay, bisexual, transgender and queer community every June, we are reminded of the importance of reaffirming our support for all citizens. The national dialogue reminds us of the importance of this now. The City of Hapeville strives to draw strength from people's differences and supports the celebration of that diversity. The nation has come a long way from the police brutality and stigmatization of the 1970s; therefore, creating a movement among the LGBTQ community and allies to celebrate the lives of the LGBTQ+ community

BLUE
DAVID ROSS

APPLICATION FOR TEMPORARY ROAD CLOSURE PERMIT

Event Coordinators Name: Cookie Smoak - ATL Airport District Convention & Visitors Bureau

Contact Number: 404.334.7500 or [redacted]

Email Address: csmoak@atldistrict.com

Date and Hours of Closure: 8/28/21 - 8:00am to 7:00pm

See attached map for locations: Atlanta & College St.; Atlanta & Douglas Davis Dr.; College St. & S. Fulton St.; College St. & Perkins St.; College St. & Union Ave.; Union Ave. & Chestnut St.;

Roadway to be closed: Oak St. & Georgia Ave.; S. Fulton St. & Chestnut St.; Union Ave. & Oak St.

COMMENTS: Organizers will hire City of Hapeville Police to manage the road closures. We will work with residents in the closed areas to help them to exit their property, if needed, when there are safe gaps in the races. We are once again working with Race Operations Manager, Michael Barman- he will be our on site contact.

Cookie Smoak	5/19/21	Cookie Smoak	5-24-21
Applicants Printed Name	Date	Applicants Signature	Date

Approved	Date	Denied	Date

Form 2017 – Road Closure Permit
Current as of 03/2017

700 Doug Davis Drive • Hapeville, Georgia 30354 • Phone: (404) 669-2150 • Fax: (404) 669-2156

Administrative Services Department
3468 North Fulton Avenue
Hapeville, Georgia 30354
Phone: (404) 669-2100
Fax: (404) 669-3302

Event Request Form

All requests for the use of City staff, services, utilities or the placement of a banner on City property must be approved by the Mayor and Council, prior to the use of the same. Please submit this Request to the City Clerk's Office two weeks prior to the meeting of the Mayor and Council; being placed on the agenda does not ensure approval of request. The Mayor and Council may assess fees for the use of City staff, services, utilities, and property. The Mayor and Council meet the first and third Tuesdays of each month.

Date: 5-10-2021

CONTACT INFORMATION

Contact Person: Cookie Smoak

Name of Organization: ATL Airport District Convention & Visitors Bureau

Mailing Address: 2077 Convention Center Concourse, Suite 260, College Park, GA 30337
(City) (State) (Zip)

Telephone #: 404.334.7500 Cell #: [redacted] Fax #: _____

E-mail address: csmoak@atldistrict.com

EVENT INFORMATION

Name of the Event: Spin the District Date of the Event: 8-28-21

Start time: 8:00am End time: 7:00pm

Location of the Event: 612 College Street

How many attendees: 1,200 - 2,500

Banner: ☑ Yes ☐ No If yes, where is the banner to be placed: One - 4' x 10' banner on Jess Lucas Park Fence; Porche & South Central; & Post Office Green Space; and 18"x 24" yard signs for residents & businesses who volunteer to display them.

If placing a banner on City property, provide a description of the banner (measurements, color, etc.): 1 banner on Jess Lucas Park Fence; 18"x24" yard signs

Specify dates the banner will hang in the requested location: Week of July 19 through August 30th

* **Banners placed on the Jess Lucas Park fence facing S. Central Avenue must be placed to the left of the telephone pole of Christ Church.**

* **Attach a sample copy of the banner to this application.**

Will there be alcohol at this event? ☑ Yes ☐ No Will there be a DJ/Music at this event? ☑ Yes ☐ No

Additional information about this event: This event will be a criterium bike race and will feature riders at varying skill levels from amateur to professional. This event will be a part of the USA Crits' Speedweek race series.

CITY SERVICES: (check all that apply)

☒ Garbage Service ☐ Water ☐ Electricity ☐ Tables/Chairs How many: ____

☒ Staff please specify: Paid offiers - number TBD ☒ Road Closures

If requesting road closures, please specify which roads: See attached map for locations - Atlanta & College St.; Atlanta & Doug Davis Dr.; College St. & S. Fulton St.; College St. & Perkins St.; College St. & Union Ave.; Union Ave. & Chestnut St. Oak St. & Georgia Ave.; S Fulton St. & Chestnut St.; Union Ave. & Oak St.

∗ An application for temporary road closure will need to be filled out at the Hapeville Police Department located at 700 Doug Davis Drive, Hapeville.

OFFICE USE ONLY

Date Heard By Mayor and Council: _____ ☐ Approved ☐ Denied ☐ Tabled

Notice Sent to Applicant on: _____

Temporary Banner Permit Submission Date: _____
Permit Number: _____

Address where banner is being erected: Jess Lucas Park Fence;
Porche & South Central Green Space; North Central & iHOP Green space; post office green space;
Yard signs throughout city promoting event.

Name of Business: ATL Airport District

Owner(s) Name: President - Cookie Smoak

Owner(s) Mailing Address: 2077 Convention Center Concourse; Ste. 260

College Park, GA 30337

Phone Number: 404-334-7500

New Business (yes/no): No

Type of Sign: Temporary Street Banners Total Square Footage: See Below

Dimensions of Sign: See Below Height of Sign: See Below

Number of Banners to be Erected: 3 Zone of Business: _____

Please note that all temporary banners must be removed after 30 days.

Jess Lucas Park Fence - 4' x 10'
Porche & South Central Green Space - 18"x24" - 24"x36"
Post Office Green Space - 18"x24" - 24"x36"
Yard signs in approved locations - 18"x24" - 24"x36"

TWO DAYS OF RACING IN THE ATL AIRPORT DISTRICT. **USA CRITS - SPEED WEEK SERIES**

HAPEVILLE CRITERIUM

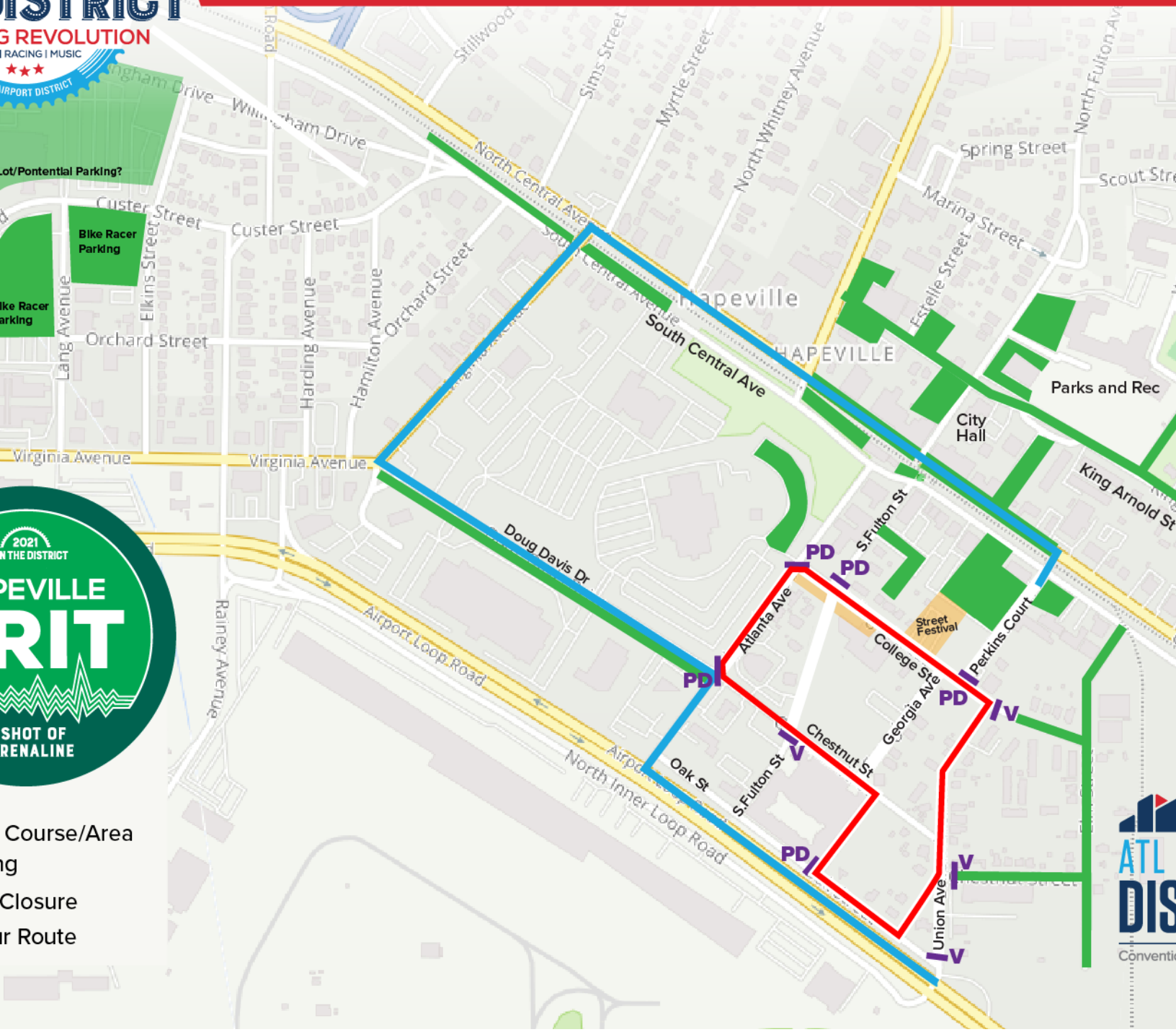

Page 138 of 139

Free Admission ¡Entrada gratis!

9:00 – 3:00 Amatuer Races 3:00 Kids Races 3:30 – 7:00 Pro Races

SPIN THE DISTRICT

ALL DAY FAMILY FUN

spinthedistrict.com *for complete details*

AUGUST 28

HAPEVILLE

CRIT

BIKE RACING &
STREET FESTIVAL